



**Elddis**

# Motorhome & Campervan Range 2019

STYLISH | PRACTICAL | MODERN







## autoquest

Choose from 6 coachbuilt  
Elddis Autoquest Motorhomes...



## autoquest

The all-new Elddis Autoquest  
Campervan range has 2 distinctly  
different layouts to choose from...



## accordo

Choose from 4 coachbuilt compact  
Elddis Accordo Motorhomes...



## encore

Lavish luxury in 4 different layouts in  
our coachbuilt Elddis Encore range...

# Introducing the inspirational all-new 2019 Season Motorhome & Campervan range

### Autoquest

The British-built Autoquest remains one of the best-selling ranges of all time. Its award-winning formula, driving performance and unmatched value-for-money continues into the 2019 Season.

### Autoquest Campervans

Brand new and launching this 2019 Season - Elddis unveils its first ever campervan range. Choose from two thrilling new models: the CV20 and the CV40.

### Accordo

The exceptional Elddis Accordo offers all of the attributes of our Autoquest coachbuilt models in a specially designed compact range. The new Accordo range comes with Azure Blue sides and sporty styling.

### Encore

The Encore range offers an all-inclusive package with no hidden extras. Striking, sophisticated style, unrivalled driving performance, class-leading craftsman-built quality and hi-tech innovation - all at a surprisingly affordable price.



## autoquest

### Motorhome

Overview .....	04
Design Options and Key Features .....	06
Technology .....	08
Layout Options .....	10

### Campervan **NEW**

Overview .....	12
Design Options and Key Features .....	14
Technology .....	16
Layout Options .....	18

## accordo

Overview .....	20
Design Options and Key Features .....	22
Technology .....	24
Layout Options .....	26

## encore

Overview .....	28
Design Options and Key Features .....	30
Technology .....	32
Layout Options .....	34
HUB .....	36
SoLiD Construction .....	38

FOLLOW US ONLINE





# The Perfect Package

Elddis Autoquest delivers - with the perfect package: practical specification, driving performance and all the home comforts - at a surprisingly affordable price.

# Elddis



Outstanding drive performance is provided by a Peugeot Boxer 2.0 130bhp HDi Turbo Diesel for better fuel efficiency with six speed gear box and Euro 6 engine with reduced emissions.

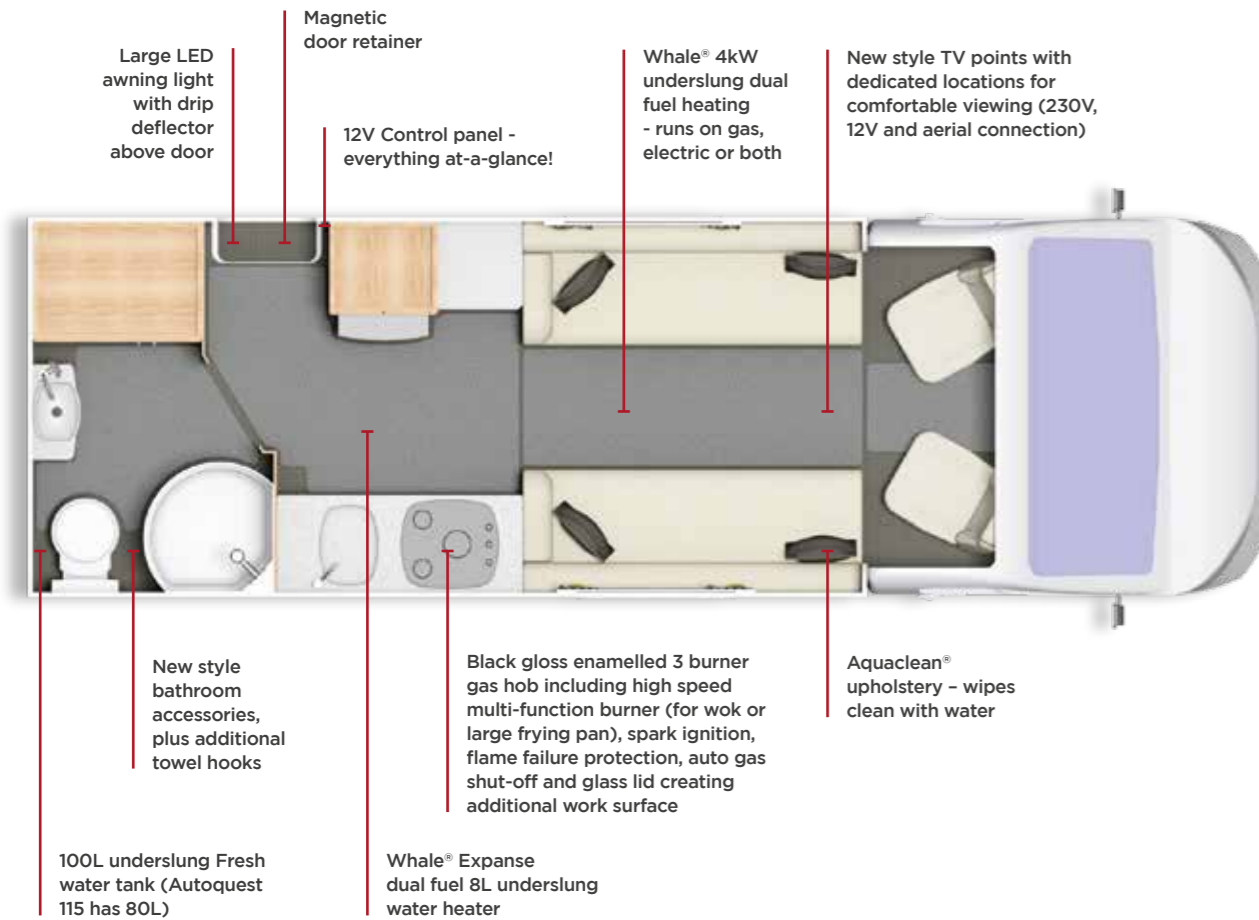


NEW Autoquest 194



## DESIGN FEATURES

This coachbuilt range is designed and engineered to the most exacting of standards, based on the Peugeot Boxer Chassis, with a coachbuilt body – all at an affordable price.



PEUGEOT

- Peugeot Boxer 2.0 130BHP HDi Turbo
- Euro 6 Engine
- 6-Speed Manual Transmission
- Fully adjustable co-ordinated cab seats – with armrests
- DAB Radio with steering mounted controls
- Bluetooth and USB
- Driver and Passenger airbags
- Cruise Control
- Belts = Berths: A fully-homologated seatbelt for every passenger
- Fully adjustable and co-ordinated swivel Captains' seats with armrests
- Peugeot wheel trims
- Spare wheel and tyre
- Optional Alloy wheels



Elddis Autoquest fabric options are AquaClean® - simply wipes clean with water.



Fully homologated foldaway travel seats in Autoquest 155, 185 and 194



## KEY FEATURES

- 4kW Space-saving Whale heating- runs on gas and/or electric with quiet night-time setting - ducted heating throughout including bathrooms
- Full height spacious wardrobes with soft-close hinges (selected models)
- Fixed bed mattresses come with lightweight, but super-supportive OZIO Core and new soft-touch Argentum+ anti-bacterial and anti-allergy technology with Silver
- Domestic size separate oven and grill with spark ignition, and dedicated pan storage cupboard
- Large fridge-freezer with removable freezer unit (capacity varies by model)
- Teleco Teleplus X2/39U Directional Aerial
- Low-level entrance step
- GRP underskin to motorhome floor providing a water resistant barrier
- Exclusive 'Easy Glide' bed technology for easy bed conversion
- Fully protected mains electric system with up to six 240V sockets
- Low-line design with sleek sports-styling
- 'Noce Ampere' craftsman-built cabinetry with handcrafted dove-tailed drawers, overhead lockers with new style positive locking and removable shelves, contrasting two tone 'Fantasie Mink' flush-fit kitchen units with Chrome inset detail
- Durable 'Karnak' granite-effect worktops throughout, with 'Cashmere' bathroom unit tops
- 100L underslung fresh water tank with manual water fill system
- 70L underslung waste water tank
- Whale Expanse dual-fuel underslung 8L water heater
- Whale Duo Control combination controller
- 'Boutique' washbowl basin with click-clack plug, swan-neck mixer tap (excl. 155)

### NEW FOR 2019 SEASON

- Exterior graphics
- Magnetic door retainer
- 12V Control panel – everything at-a-glance!
- Glacier Interior design
- LED reading lights
- New style switches and sockets
- New style TV Points – for optimal viewing
- New style locker door handles
- New style bathroom accessories and extra towel hooks
- Ecocamel Orbit water-saving shower
- VIN CHIP™ theft deterrent and identification system



## TECHNOLOGY

All models are certified Grade III Thermal Insulation.

With all Eddis motorhomes, your safety is paramount and no-one is more committed to your travelling safety.

Every one of our motorhomes comes with a dedicated seatbelt for every berth and we continue to lead the way with our 'Belts = Berths' policy.

### Technology features:

1. Whale® 4kW underslung dual fuel heating - runs on gas, electric or both
2. Whale® Expanse dual fuel 8L underslung water heater
3. NEW 12V Control panel - everything at-a-glance!
4. VIN CHIP™ theft deterrent and identification system



Autoquest 185



NEW Autoquest 194



Autoquest 155

The Autoquest Coachbuilt Range, unlike most other motorhomes, is built on a standard Peugeot chassis, which we do not modify. Keeping the integrity of the Peugeot chassis gives the Autoquest unrivalled driving qualities.

Autoquest is designed and engineered to the most exacting of standards, combining over 50 years of heritage with ultra-modern features and stylish comfort.

Autoquest has everything you need in a motorhome - plus lots of home comforts - all at an affordable price.

It's easy to see why this is one of Britain's best-selling motorhomes ever!




All Autoquest coachbuilt motorhomes are built with fully-bonded SoLiD Construction



Autoquest 196



Autoquest 196



Autoquest 196



Autoquest 175



## LAYOUT OPTIONS

Choose from 6 exceptional Autoquest models - all available from your nearest approved Elddis Motorhome Retailer.



Find your perfect motorhome and get the best deal at [elddis.co.uk](http://elddis.co.uk)

★ These models feature foldaway travel seats concealed within the bench-style seating, with fully-homologated seatbelts, giving you flexibility and ensuring your safety on the road.



**115**

2 BERTH



A compact 2-berth low-line motorhome with a spacious end kitchen and a generous parallel lounge that converts to a supremely comfortable double bed.

**155**

4 BERTH



The Autoquest 155 low-line motorhome offers the luxury of a fixed bed and lots of lounging space, with additional fold-out travel seats so four can travel in safety.

This layout is the perfect option for two or four!

**175**

2 BERTH



The 175 is dramatically different to any of the other models in the range. Up-front, the 175 boasts a large lounge which converts quickly and easily into an over-size double bed.

The kitchen, too, is spacious and well-equipped, complete with large fridge-freezer. At the rear of the 175 you'll find the bathroom - and what a showstopper it is, with separate shower cubicle, spacious dressing area and storage in abundance!

**185**

4 BERTH



The 185 low-line motorhome offers the luxury of fixed single beds, a luxurious rear bathroom and lots of lounging space, with additional fold-out travel seats so four can travel in safety.

This layout is the perfect option for two or four!

**194**

NEW

4 BERTH WITH GARAGE



This all-new 4 berth layout brings something completely new to the Autoquest range.

The rear of the 194 has a raised sleeping area, which can be used as two single beds - or, using the infill sections supplied, a luxury double. Beneath this is a sizeable garage, with exterior access. At the front, the parallel lounge seats four (with foldaway travel seats) and converts to a further double bed. A great new alternative for two or four travellers.

**196**

6 BERTH WITH ELECTRIC DROP-DOWN BED



The 196 is a superb low-line 6-berth with electric drop-down bed over the large front lounge.

In addition, it features a family-size kitchen and bathroom amidships and a lovely light rear lounge which makes up into a huge double bed. The 196, of course, has 6 dedicated seatbelts so the whole family can travel in safety. This layout is the perfect option for adventurous families!



# Affordable Adventure

Elddis is proud to introduce Campervans to its class-leading portfolio. Available alongside coachbuilt Autoquest models, the Autoquest CV range offers Elddis style and specification in campervan format!

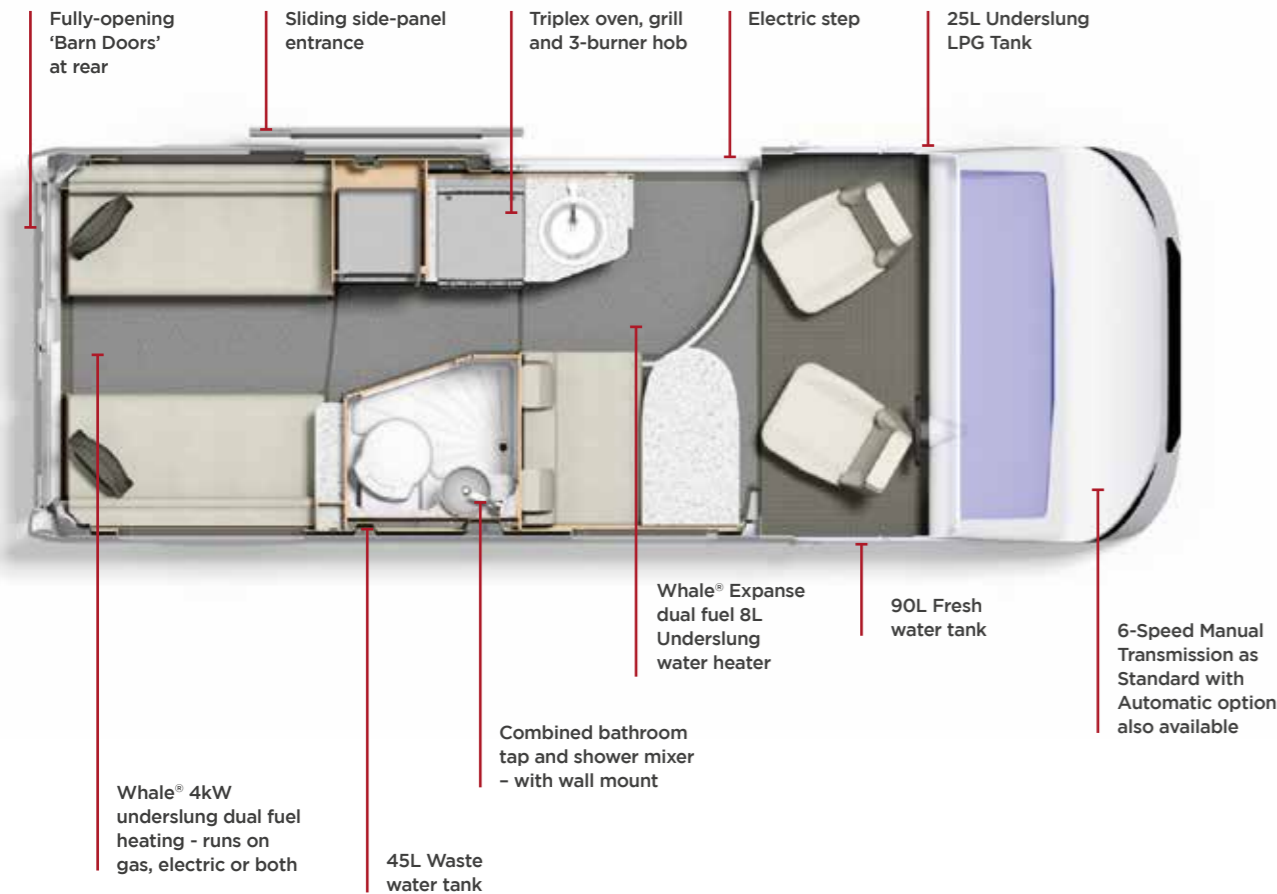
# Elddis





## DESIGN FEATURES

Built on the popular Fiat Ducato, the Eddis Autoquest Campervan range delivers everything you need for a road-trip adventure in a stylish and affordable package!



- Fully adjustable co-ordinated cab seats - with armrests
- DAB Radio with steering mounted controls
- Bluetooth and USB
- Driver and Passenger airbags
- Cruise Control
- Belts = Berths: A fully-homologated seatbelt for every passenger
- 6-Speed Manual transmission as standard
- Automatic transmission option



Eddis Autoquest fabric options are AquaClean® - simply wipes clean with water.



## KEY FEATURES

### ALL NEW - FIRST EVER ELDDIS CAMPERVAN

- Grade III Thermal Insulation for year-round use
- Whale® 4kW underslung dual fuel heating - runs on gas, electric or both
- Whale® Expanse dual fuel 8L Underslung water heater
- 25L Underslung LPG Tank
- 90L Fresh water tank
- 45L Waste water tank
- Sliding side-panel entrance
- Electric step
- Fully-opening 'Barn Doors' at rear
- 12V Control panel - everything at-a-glance!
- Glacier Interior design
- Aquaclean upholstery - wipes clean with water
- OZIO Upholstery - cool in Summer, warm in Winter
- LED Interior Lighting
- Thetford C260 toilet
- Combined bathroom tap and shower mixer - with wall mount
- Triplex oven, grill and 3-burner hob
- Thetford T1090 Compressor fridge
- Stainless Steel kitchen sink
- Granite-effect worktops
- Craftsman-built cabinetry with positive locking
- VIN CHIP™ theft deterrent and identification system



## TECHNOLOGY

Fiat Ducato is synonymous with optimum safety and performance. It is equipped with advanced control and safety technology.

The new Autoquest Campervan offers countless technological innovations that can be easily and effectively managed from the driver's seat, improving safety, increasing comfort, optimising driving performance and ensuring state-of-the-art infotainment.

Our Campervans are configured for year-round use, with Grade III Thermal insulation certification. Our simple, easy-to-use space and water heating systems are not only super-efficient, but also free-up valuable on-board storage space.

### Technology features:

1. Whale® 4kW underslung dual fuel heating - runs on gas, electric or both
2. Whale® Expanse dual fuel 8L underslung water heater
3. 12V Control panel - everything at-a-glance!
4. 25L Underslung LPG Tank
5. 90L Fresh water tank & 45L Waste water tank
6. VIN CHIP™ theft deterrent and identification system



Autoquest CV40




Autoquest CV40



Autoquest CV20


Our two Autoquest campervan layouts - CV20 and CV40 - have been developed and designed specifically for the UK market, reflecting the requirements of our fast-growing customer base.



Autoquest CV20



Autoquest CV40



Autoquest CV20



Autoquest CV20



Autoquest CV20



## LAYOUT OPTIONS

Choose from 2 all-new Elddis Autoquest Campervans - both available from your nearest approved Elddis Campervan Retailer.



Find your perfect campervan and get the best deal at [elddis.co.uk](http://elddis.co.uk)



### CV20

2 BERTH



The CV20 is the perfect campervan for singles or couples.

Longer bench seating at the rear can be used as single beds or made up into a sumptuous double.



### CV40

3 BERTH



The CV40 boasts a pullman-style lounge up-front, which can be made up into a single bed.

The rear lounge converts to a double bed - creating a flexible 3-berth campervan.



Autoquest CV20



Autoquest CV40




Autoquest CV20



Autoquest CV20



Autoquest CV40



Autoquest CV40





## Compact and Coachbuilt

The Accordo has everything you need and more in a compact, coachbuilt motorhome - and all at a very affordable price.

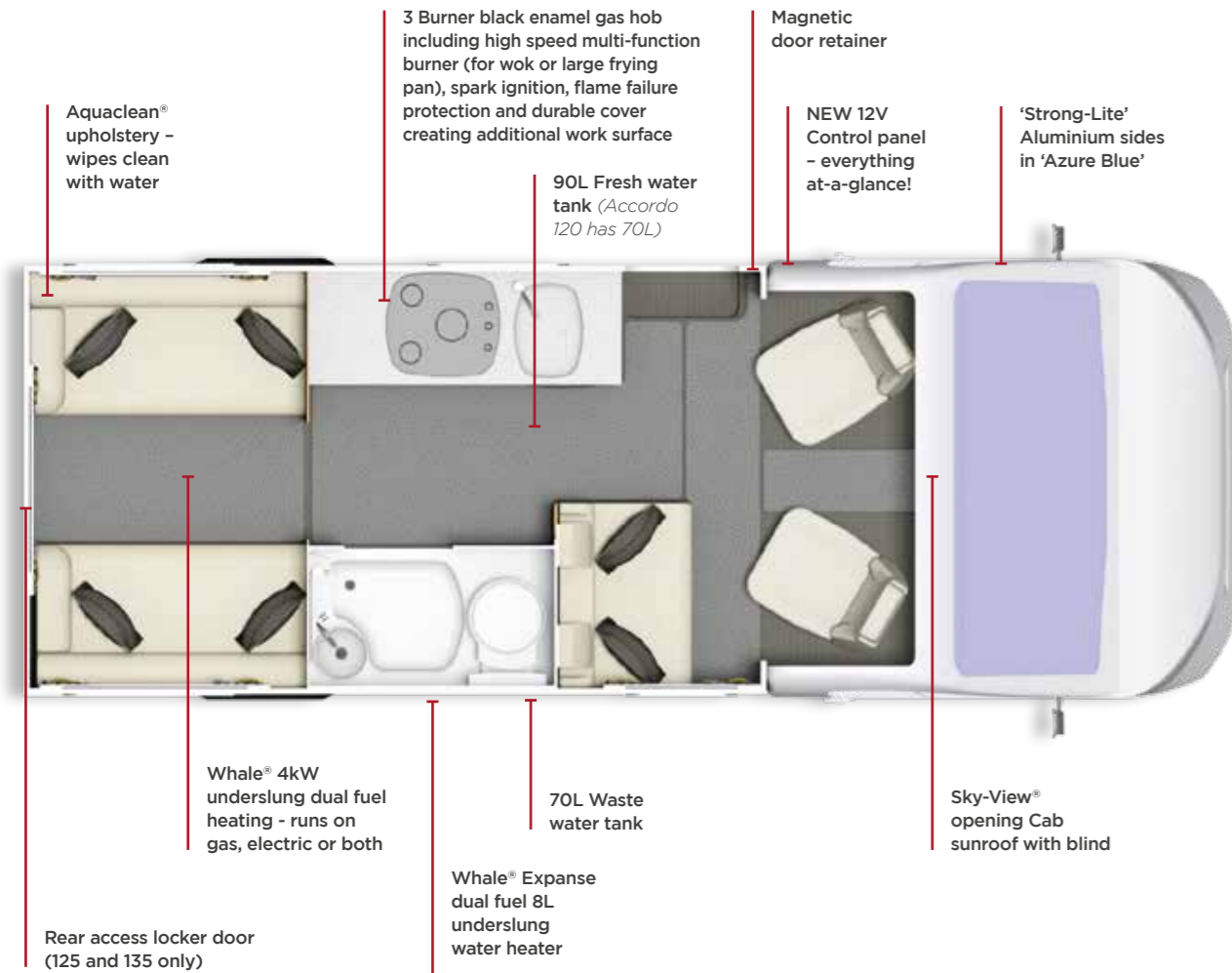
**Elddis**





## DESIGN FEATURES

This coachbuilt range is designed and engineered to the most exacting of standards, based on the Peugeot Boxer Chassis, with a coachbuilt body - all at an affordable price.



PEUGEOT

- Peugeot Boxer 2.0 130BHP HDi
- Euro 6 Engine
- 6-Speed Manual Transmission
- Sky-view® opening cab sunroof with blind
- Fully adjustable co-ordinated cab seats - with armrests
- DAB Radio with steering mounted controls
- Bluetooth and USB
- Driver and Passenger airbags
- Cab Air Conditioning
- Cruise Control
- Belts = Berths: A fully-homologated seatbelt for every passenger
- Fully adjustable and co-ordinated swivel Captains' seats with armrests
- Spare wheel and tyre
- DAB Radio with steering mounted controls
- Peugeot wheel trims
- Optional Alloy wheels



Elddis Accordo fabric options are Aquaclean® - simply wipes clean with water.



## KEY FEATURES

- Grade III Thermal Insulation for year round use
- 4kW Space-saving Whale heating- runs on gas and/or electric with quiet night-time setting - ducted heating throughout including bathrooms
- Whale Expanse dual-fuel underslung 8L water heater
- Habitation door with window and flyscreen
- Low-level, easy-access entrance step
- 90L Fresh water tank with manual water fill system (120 is 70L)
- 70L Waste water tank
- Spacious soft-close wardrobes with easy access
- Beds measure up to 6'6" for greater comfort.
- Midi Heki rooflight with flyscreen and blind
- Fixed bed mattresses come with lightweight, but super-supportive OZIO Core and new soft-touch Argentum+ anti-bacterial and anti-allergy technology with Silver
- Combination oven and grill
- 3 burner gas hob - now with auto shut-off
- 95L fridge with removable freezer unit (135 has 60L fridge-freezer)
- Cruise Control
- Teleco Teleplus X2/39U directional aerial
- Generous storage area with easy loading via large external access door (125 and 135 only)
- 'Noce Ampere' craftsman-built cabinetry with handcrafted dove-tailed drawers, overhead lockers with positive locking and removable shelves, contrasting two tone 'Fantasie Mink' flush-fit kitchen units with Chrome inset detail
- Durable 'Karnak' granite-effect worktops throughout, with 'Cashmere' bathroom unit tops
- Aquaclean upholstery - wipes clean with water
- OZIO upholstery - cool in Summer, warm in Winter

### NEW FOR 2019 SEASON

- Exterior graphics
- Magnetic door retainer
- 12V Control panel - everything at-a-glance!
- Glacier Interior design
- LED reading lights
- New style switches and sockets
- New style TV Points - for optimal viewing
- New style locker door handles
- New style bathroom accessories and extra towel hooks
- Ecocamel Orbit water-saving shower
- VIN CHIP™ theft deterrent and identification system



## TECHNOLOGY

Outstanding drive performance provided by a Peugeot Boxer 2.0 130bhp HDi Turbo Diesel for better fuel efficiency with six speed gear box and new Euro 6 engine with reduced emissions.

The Accordo Range, unlike most other motorhomes, is built on a standard Peugeot chassis, which we do not modify, keeping the integrity of the Peugeot chassis gives the Accordo unrivalled driving qualities.

### Technology features:

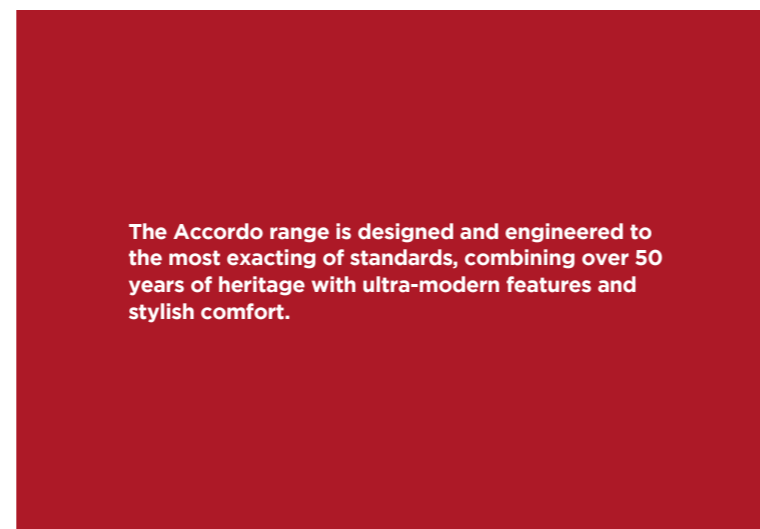
1. Whale® 4kW underslung dual fuel heating - runs on gas, electric or both
2. Whale® Expanse dual fuel 8L underslung water heater
3. NEW 12V Control panel - everything at-a-glance!
4. VIN CHIP™ theft deterrent and identification system



All Accordo coachbuilt motorhomes are built with fully-bonded SoLiD Construction



Accordo 125



Accordo 105



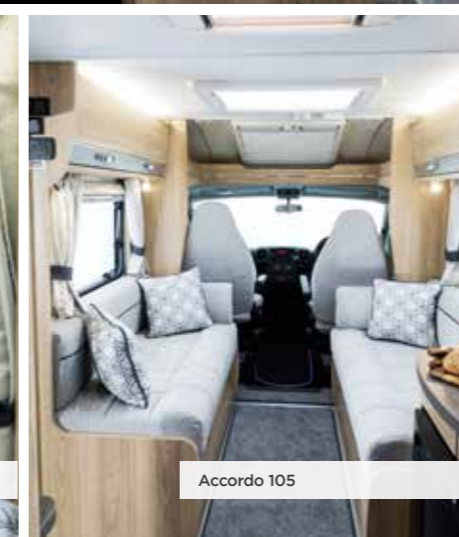
Accordo 125



Accordo 125



Accordo 125



Accordo 105



Accordo 105



Accordo 135



## LAYOUT OPTIONS

Choose from 4 exceptional Accordo models - all available from your nearest approved Eddis Motorhome Retailer



Find your perfect motorhome and get the best deal at [eddis.co.uk](http://eddis.co.uk)



### 105

2 BERTH



A best-selling compact coachbuilt motorhome for two.

The front lounge converts into a double bed - or use the driver and passenger seats to make two single beds. The side kitchen comes equipped with everything you need for a touring holiday, whilst the rear bathroom - with its separate shower cubicle - proves that with the compact Accordo there really are no compromises!

### 120

2 BERTH



A great compact coachbuilt motorhome for two!

The rear lounge-diner provides two single beds or converts to a vast double bed. The side kitchen comes equipped with everything you need for a touring holiday.

### 125

3 BERTH WITH REAR LOADING ACCESS



A best-selling compact coachbuilt motorhome for two to three people!

The front dinette converts into a single bed for a small adult or child, but the pièce-de-resistance is the rear fixed double bed with 'garage' storage beneath - accessed from both the rear outside locker door or from the inside of the motorhome.

### 135

3 BERTH WITH REAR LOADING ACCESS



A popular compact coachbuilt motorhome for two to three people!

The front dinette converts into a single bed for a small adult or child, with rear lounge which multi-tasks! At night, convert to a sizeable double bed. When travelling, stow the seats in upright position to create a vast storage space, accessed from both the rear outside locker door or from the inside of the motorhome.



## Luxury as Standard

The luxury motorhome with a modest price tag.

Spacious and streamlined, the Encore range offers an all-inclusive package with no hidden extras.



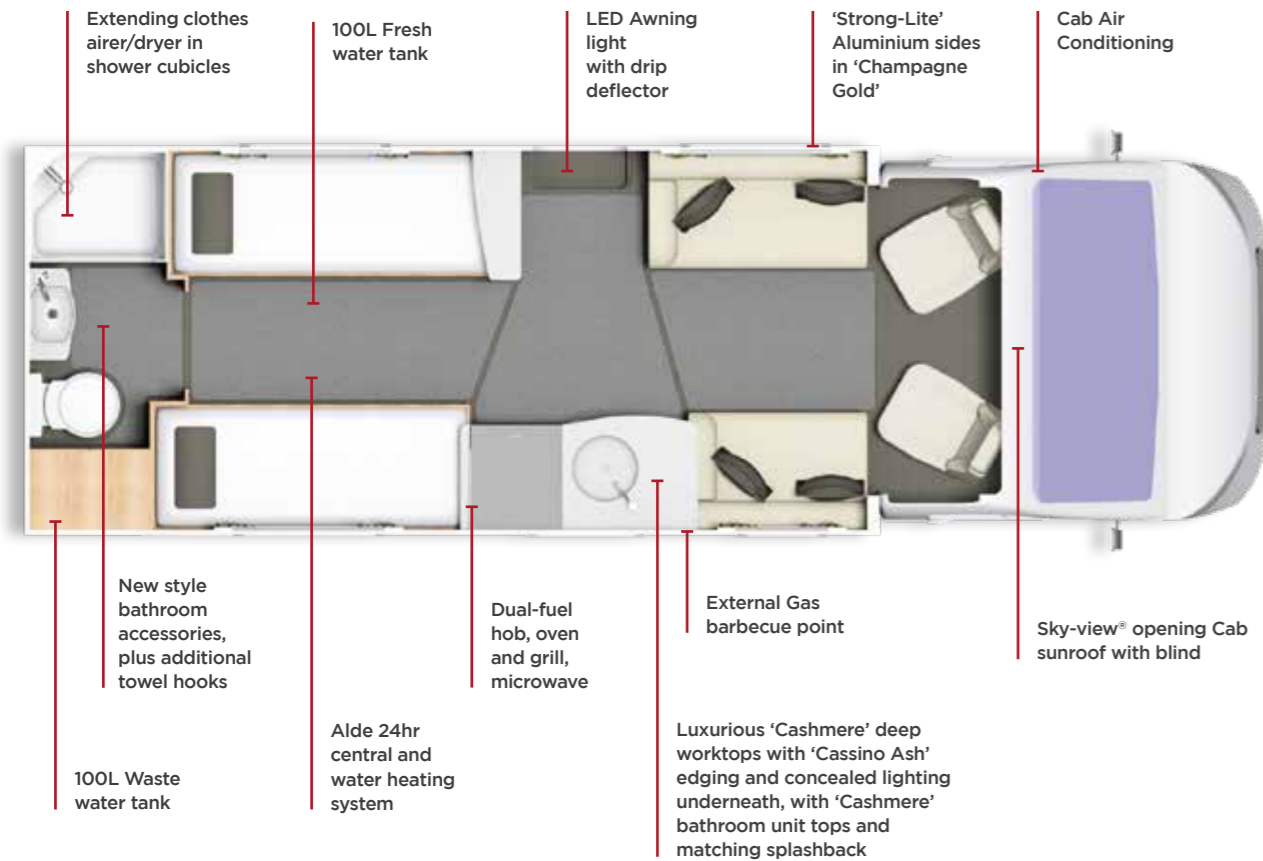
Striking, sophisticated style, unrivalled driving performance, class-leading craftsman-built quality and hi-tech innovation – all at a surprisingly affordable price.





## DESIGN FEATURES

This luxury coachbuilt range is designed and engineered to the most exacting of standards. Based on the Peugeot Boxer Chassis, Encore boasts smart and stylish detail, inside and out.



PEUGEOT

- Peugeot Boxer 2.0 130BHP HDi
- Euro 6 Engine
- 6-Speed Manual Transmission
- Sky-view® opening cab sunroof with blind
- Fully adjustable co-ordinated cab seats - with armrests
- DAB Radio with steering mounted controls
- Bluetooth and USB
- Driver and Passenger airbags
- Cab Air Conditioning
- Cruise Control
- Belts = Berths: A fully-homologated seatbelt for every passenger
- Fully adjustable and co-ordinated swivel Captains seats with armrests
- Alde fan assisted heating to cab
- Optional Alloy wheels



Optional Leather upholstery available



Elddis Encore fabric has Safefront® and PetFriendly® technology.



Elddis Encore fabric is Aquaclean® - simply wipes clean with water.



 **encore**

## KEY FEATURES

- Grade III Thermal Insulation for year-round use
- Alde 24hr multi-programmable central and water heating system. Runs on gas, electric (up to 3.15kW) or both with new easy-to-use LCD touchscreen control with night-time display setting
- Beds measure up to 6'6" for greater comfort
- Fixed beds come with OZIO Coolsoft luxury mattress(es) for optimum comfort. This class-leading mattress construction provides unbeatable support and pressure relief and its unique properties make OZIO warm in Winter and cool in Summer
- Dual fuel hob
- 189L fridge-freezer
- 800W Microwave
- Winter Pack included as standard: Tank heaters and waste pipe insulation and fridge vent covers
- 2x Underfloor battery box each suitable for one battery (one Class A battery supplied as standard)
- GRP underskin to motorhome floor providing a water resistant barrier
- Rails for rear mounted cycle rack
- 'Cassino Ash' craftsman-built 'No-Rattle' cabinetry with Chrome trim detail and 'Tavira' contrast detailing, with 24mm class-leading locker construction, removable shelves and positive locking with new style handles. Soft-close hinges on all side-hung doors
- 100L underslung fresh water tank with manual water fill system
- Ecocamel Orbit water-saving shower
- 100L underslung waste water tank
- 'Boutique' washbowl basin with click-clack plug and swan-neck mixer tap
- Fully-lined separate shower cubicle
- Aquaclean upholstery - wipes clean with water
- Safefront® PetFriendly upholstery - both hypoallergenic and snag-proof!

### NEW FOR 2019 SEASON

- Exterior graphics
- Nevada interior design
- LED reading lights
- New style switches and sockets
- New style TV Points - for optimal viewing
- New style locker door handles
- New style fixed drawer handles
- New style bathroom accessories and extra towel hooks
- New style oven and grill
- Clothes dryer in shower cubicle
- VIN CHIP™ theft deterrent and identification system



## TECHNOLOGY

Alde programmable central heating comes as standard and ensures your Encore is exactly the right temperature, with long, hot showers on demand.

All Elddis motorhomes adhere to our 'Belts = Berths' policy and you will find foldaway, belted travel seats on all three of our 4-berth Encore models.

### Technology features:

1. Alde 24hr central and water heating system
2. 'Strong-Lite' Aluminium one-piece sides in 'Champagne Gold'
3. Dual-fuel hob, plus domestic-style oven, grill and microwave
4. 100L fresh water and 100L waste tanks
5. Ecocamel Orbit water-saving shower
6. Safefront® PetFriendly® upholstery - both hypoallergenic and snag-proof!
7. VIN CHIP™ theft deterrent and identification system

**BED  
E-X-T-E-N-D-S**



Encore 254

Encore delights in every detail, from the luxurious look and feel of the craftsman-built cabinetry to the unique 'Champagne Gold' exterior with co-ordinated graphics and streamlined styling.



Encore 255



Encore 255




All Encore coachbuilt motorhomes are built with fully-bonded SoLiD Construction



Encore 275 shown in optional Leather upholstery



Encore 275



Encore 275



Encore 285



Encore 285



## LAYOUT OPTIONS

Choose from 4 exceptional Encore models - all available from your nearest approved Eddis Motorhome Retailer.



Find your perfect motorhome and get the best deal at [eddis.co.uk](http://eddis.co.uk)

★ These models feature foldaway travel seats concealed within the bench-style seating, with fully-homologated seatbelts, giving you flexibility and ensuring your safety on the road.



Shown in optional Leather upholstery



**254**

4 BERTH



The ever-popular Encore 254 features a light, bright rear bedroom, with retractable double bed.

With windows to two sides of the bed and a breakfast bar, the bedroom is a lovely space for lounging as well as sleeping! The spacious lounge converts into a further double bed.



**255**

4 BERTH



A traditional fixed 'French-bed' layout, the Encore 255 accommodates four, with ease.

The front lounge converts into a further double bed, with foldaway seating concealed neatly beneath - so even if used as a couple's motorhome, there's always the option of taking family or friends, too!



**275**

2 BERTH



A luxurious 2-berth, the Encore 275 has the largest of lounges.

At night, use the sumptuous parallel bench seating as two single beds or convert into a large double. The Encore 275 boasts the largest of bathrooms and a beautiful L-shape kitchen.



**285**

4 BERTH



The Encore 285 boasts fixed single beds and large full-width rear bathroom.


The front lounge converts to a double bed, with foldaway travel seats neatly hidden beneath. Another great choice for couples, with the flexibility to accommodate friends!







FOR ALL THE LATEST  
ELDDIS NEWS, VIEWS,  
VIDEOS, REVIEWS AND  
HOLIDAY INSPIRATION  
VISIT THE HUB AT  
[ELDDIS.CO.UK](http://ELDDIS.CO.UK)





# STRONG LIGHT & DRY

The most advanced technology used in motorhome engineering.

The first and only fully-bonded construction system for coachbuilt motorhomes. SoLiD Construction uses a chemical bonding process which is used in Formula 1, aircraft and marine construction.

## THE ADVANTAGES OF **SoLiD**



**STRONG** - SoLiD Construction means our coachbuilt motorhomes offer industry leading integrity and rigidity.



**LIGHT** - Fully bonded construction enables lighter vehicles which improves fuel consumption.



**DRY** - Waterproof joints and 95% fewer exterior screws create an impenetrable water barrier.

► Find out more by visiting [www.elddis.co.uk/solid](http://www.elddis.co.uk/solid)



TECHNOLOGY PARTNERS



backed by  
**10 YEAR**  
water ingress  
& body integrity  
warranty

## OUR SUPPLIERS

Every one of our leisure vehicles proudly carries the NCC approved badge of quality. Elddis, Compass, Xplore and Buccaneer are trademarks of Erwin Hymer Group UK Ltd. Company Registration No. 02433663 England & Wales.

This brochure does not constitute an offer by Erwin Hymer Group UK Ltd. Erwin Hymer Group UK Ltd reserves the right to, and does alter from time to time, technical specifications, prices and model ranges as materials, model improvements and conditions require, and can accept no responsibility for discrepancies between these and subsequent models shown. This brochure is for guidance purposes only. Please be sure to check our full current and technical specifications with your retailer before placing your order. Please note that Approved Retailers are not the agents of Erwin Hymer Group UK Ltd. Accordingly they have no authority to bind Erwin Hymer Group UK Ltd or to make any representation or undertaking whatsoever on behalf of Erwin Hymer Group UK Ltd. Props shown in this brochure are for photographic purposes only and are not included in the specification. Bed covers and additional scatter cushions shown are for demonstration purposes only, similar co-ordinating sets are available to purchase from your Erwin Hymer Group UK Ltd retailer. Elddis, Compass, Xplore and Buccaneer products are covered against water ingress damage for 10 years from the original date of purchase of a new product. This applies to water ingress through any permanently sealed seam joints. If you purchase this vehicle as a used vehicle it may be possible to transfer the unexpired term of the warranty cover (up to a maximum of six years commencing at the original date of purchase from new). Full Terms and Conditions, including service intervals and exclusions can be found on the Elddis website [www.elddis.co.uk](http://www.elddis.co.uk) or by telephoning Erwin Hymer Group UK Ltd Customer Care Team.







# Elddis

This isn't the end ... it's the beginning of a brand new adventure!

Choose Elddis and you join a growing community of motorhome friends.

Join in and share your news, views and tips on one  
(or all!) of our Social Media channels.

#FunStartsHere

*autoquest accordo encore*

[www.elddis.co.uk](http://www.elddis.co.uk)

