



korando



SSANGYONG



STYLE

The new Korando gains a fresh look with a purposeful theme. The front end is enhanced by a new grille, projector headlamps with daytime running lights, a new front bumper incorporating stylish foglamps, a new bonnet line and some elegant 18" diamond cut alloy wheels on ELX models.

True to the original design of Italian legend Giorgetto Giugiaro, the new Korando remains a true blend of Italian form and Korean function. It all adds up to giving Korando a true SUV style which adds to its reputation for no-nonsense service whether towing, driving off-road or just getting on with the essentials of life.

The 2.2 litre diesel engine has taken Korando's performance to new levels - with 400Nm of torque from just 1400 rpm, this proven engine gives great driving flexibility and towing ability. And with great fuel economy and low emissions Korando 2.2 litre adds efficiency to strong performance.

Korando is noted for its generous levels of standard equipment and 5 year limitless mileage warranty and the new Korando is no different. SE models feature alloy wheels, cruise control, puddle lamps (on the heated door mirrors), roof rails, front fog lights and a high-grade audio unit as standard, whilst ELX models now add a heated steering wheel, auto lights and wipers and front parking sensors to an already impressive specification.

It all adds up to make Korando the best value vehicle in its segment from the Korean brand that knows SUV's the best with a heritage dating all the way back to 1954.



ELEGANT & PRACTICAL

The hallmark of Korando is its elegant, practical yet comfortable interior. The updated fascia is modern and ergonomic with the high mounted audio unit easily visible and heater/air conditioning and driving controls that fall easily to hand.

Korando offers the space and flexibility for anything you may need to transport – from 5 adults to a range of sporting or outdoors equipment. The rear seats fold flat and can be split 60/40 to accommodate awkward loads, and the rear load space is also flat making loading straightforward, with a hidden underfloor luggage tray for valuables.





CONTEMPORARY INFOTAINMENT

Korando SE has a high quality six speaker audio with iPod and Bluetooth connectivity and steering wheel controls. Korando ELX upgrades to a stylish 7" touchscreen with TomTom navigation and rear-view parking camera to give the best in contemporary infotainment.



STEERING WHEEL

The new steering wheel sets off the driving experience with a chunky feel and a range of controls at your fingertips - leather covered and heated for those winter days on ELX models; the new wheel offers the best in comfort and control.



OTHER FEATURES



HEATED SEATS

Korando ELX features heated seats in the front and rear – it can get pretty cold in Korea, so it's nice to offer rear seat passengers the same warming and indulgent experience as those up front!

FLAT REAR FOOTWELL

We all remember journeys when being consigned to the middle of the rear seat was not to be taken lightly. Korando features a flat rear floor (even with 4x4) that consigns such problems to the past – and gives the added benefit of a discreet loadspace when the rear seats are folded.



REAR SEAT FLEXIBILITY

With room for 3 adults due to generous width, shoulder and head room Korando treats its rear seat passengers well. Top models feature a centre armrest which adds comfort when there's fewer passengers and there's even a recline feature for the 60/40 split backrest to bring a little more comfort to longer journeys on all models.



D22T ENGINE

Designed to meet tough Euro 6 emissions standards and built in our factory in Changwon Korea, SsangYong has developed a more powerful and efficient turbo diesel unit using contemporary technologies.




POWER TO PERFORM

Korando's new 2.2 litre diesel engine is clean, efficient and powerful. It develops 178PS @ 4000rpm and 400Nm of torque between 1400 and 2800rpm giving a wide spread of power – enough whether towing, off-roading or heading to the supermarket.

In towing, numbers certainly tell the true story - Korando's sturdy construction and strong engine performance give a 2 tonne towing capacity across the range. With kerb weights of between 1743 and 1858 KG Korando offers caravaners an 85% ratio of over 1450 KG – enough to tow most vans with comfort.

6 SPEED MANUAL OR AUTOMATIC GEARBOX

Korando offers either a 6 speed manual gearbox well matched to the 2.2L diesel engine or an 6 speed automatic made by Japanese transmission experts Aisin which is used in SsangYong's Tivoli, BMW's MINI and several Peugeot models. The auto features a choice of electronic programmes for normal driving, increased performance and winter modes.



ACTIVE SAFETY

Korando is equipped with a host of modern technology to assist the driver to avoid accidents.

EBD — ABS

ELECTRONIC BRAKEFORCE DISTRIBUTION
ANTI-LOCK BRAKE SYSTEM

Brake force is distributed appropriately to the front and rear wheels according to the vehicle's load of passengers and/or cargo.

ESP

ELECTRONIC STABILITY PROGRAMME

The electronic stability programme monitors road conditions and vehicle status constantly, adjusting engine output and braking whenever the driver is about to lose control. The ESP integrates the anti-lock brake system, active rollover protection, anti-slip regulation and brake-force assist to improve Korando's intervention capabilities.

HSA

HILL START ASSIST

Korando's Hill Start Assist is a great ally either when driving solo in tricky conditions or when towing – it acts like an automatic handbrake to prevent rolling backwards during a hill start.

ELECTRONIC ACTIVE HEAD RESTRAINTS

Head restraints on driver and front passenger seats are electronically activated to mitigate whiplash in the case of impact.



PASSIVE SAFETY

AIRBAGS

Korando is equipped with 6 airbags for maximum passenger protection on impact – driver and front seat passenger are protected by front and side airbags with rear passengers being protected by side curtain airbags.

ISOFIX

Korando is equipped with ISOFIX child seat mountings to the rear outer seats to provide firm and rigid attachment of child seats.

SEATBELT PRE-TENSIONERS

In the event of a collision, the pre-tensioner immediately tightens the seatbelt over the chest and lap, ensuring the occupant is in the best possible restrained position if the airbags are deployed.



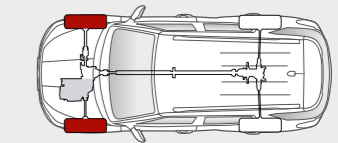
TORQUE-ON-DEMAND 4X4



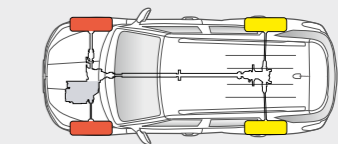
Korando features an advanced 4x4 system that operates in two modes depending on conditions and settings.

In auto mode and normal conditions, Korando remains in two wheel drive to optimise fuel efficiency. When sensors detect a potential loss of grip, the system progressively engages four wheel drive mode.

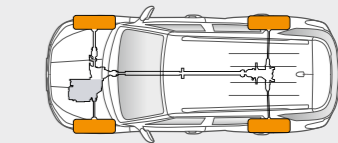
For extreme loose or slippery surfaces, the 4x4 system can be locked to allocate drive equally between front and rear wheels. This provides supreme grip and control for low-speed manoeuvres.



Mostly 2WD



4WD for better stability



50:50 torque distribution (4WD lock)

EQUIPMENT Standard Optional Not Available

| | KORANDO SE | KORANDO SE 4X4 | KORANDO ELX 4X4 | KORANDO ELX 4X4 AUTO |
|---|------------|----------------|-----------------|----------------------|
| Comfort | | | | |
| Height adjustable driver's seat | ✓ | ✓ | ✓ | ✓ |
| Electrically adjustable driver's seat | ✗ | ✗ | ✓ | ✓ |
| Deluxe fabric seats | ✓ | ✓ | ✗ | ✗ |
| Leather seats | ✗ | ✗ | ✓ | ✓ |
| Front seat warmers | ✗ | ✗ | ✓ | ✓ |
| Rear seat warmers | ✗ | ✗ | ✓ | ✓ |
| Driver's seat lumbar support | ✓ | ✓ | ✓ | ✓ |
| Chrome interior door handles & tweeter surrounds | ✓ | ✓ | ✓ | ✓ |
| Stainless steel front door kick plates | ✗ | ✗ | ✓ | ✓ |
| Heated steering wheel | ✗ | ✗ | ✓ | ✓ |
| Leather steering wheel & gear knob | ✓ | ✓ | ✓ | ✓ |
| Tinted glass | ✓ | ✓ | ✓ | ✓ |
| Privacy glass: rear door, quarter & tailgate | ✗ | ✗ | ✓ | ✓ |
| Convenience | | | | |
| Remote keyless entry | ✓ | ✓ | ✓ | ✓ |
| Trip computer | ✓ | ✓ | ✓ | ✓ |
| Electric windows (front & rear) | ✓ | ✓ | ✓ | ✓ |
| Automatic dipping rear view mirror | ✗ | ✗ | ✓ | ✓ |
| Automatic Headlamps | ✗ | ✗ | ✓ | ✓ |
| Rain sensing wipers | ✗ | ✗ | ✓ | ✓ |
| Reach & rake steering wheel adjustment | ✓ | ✓ | ✓ | ✓ |
| Electric power steering | ✓ | ✓ | ✓ | ✓ |
| Cruise control | ✓ | ✓ | ✓ | ✓ |
| Headlight levelling system | ✓ | ✓ | ✓ | ✓ |
| Heated lower front windscreen | ✓ | ✓ | ✓ | ✓ |
| Puddle lamps in door mirrors | ✓ | ✓ | ✓ | ✓ |
| Automatic power folding door mirrors | ✗ | ✗ | ✓ | ✓ |
| Electrically operated & heated door mirrors | ✓ | ✓ | ✓ | ✓ |
| 60/40 split rear seats | ✓ | ✓ | ✓ | ✓ |
| Floor mats | ✓ | ✓ | ✓ | ✓ |
| Luggage cover & net | ✓ | ✓ | ✓ | ✓ |
| Loadspace underfloor luggage tray | ✓ | ✓ | ✓ | ✓ |
| Climate and heating | | | | |
| Manual air conditioning | ✓ | ✓ | ✗ | ✗ |
| Automatic air conditioning | ✗ | ✗ | ✓ | ✓ |
| Rear heater duct | ✓ | ✓ | ✓ | ✓ |
| In car entertainment | | | | |
| RDS Radio with iPod & Bluetooth connectivity | ✓ | ✓ | ✗ | ✗ |
| USB, Auxiliary & HDMI ports | ✓ | ✓ | ✓ | ✓ |
| 7" touchscreen RDS radio with iPod & Bluetooth connectivity & TomTom navigation | ✗ | ✗ | ✓ | ✓ |
| Rear view camera | ✗ | ✗ | ✓ | ✓ |
| Steering wheel mounted audio controls | ✓ | ✓ | ✓ | ✓ |
| Six speakers | ✓ | ✓ | ✓ | ✓ |
| Roof mounted antenna | ✓ | ✓ | ✓ | ✓ |

| | KORANDO SE | KORANDO SE 4X4 | KORANDO ELX 4X4 | KORANDO ELX 4X4 AUTO |
|---|------------|----------------|-----------------|----------------------|
| Safety and security | | | | |
| Dual front airbags with passenger off switch | ✓ | ✓ | ✓ | ✓ |
| Side airbags | ✓ | ✓ | ✓ | ✓ |
| Curtain airbags | ✓ | ✓ | ✓ | ✓ |
| Front seatbelt pre-tensioners | ✓ | ✓ | ✓ | ✓ |
| ABS with Electronic Brakeforce Distribution (EBD) | ✓ | ✓ | ✓ | ✓ |
| Electronic Stability Programme (ESP) | ✓ | ✓ | ✓ | ✓ |
| Active Rollover Protection (ARP) | ✓ | ✓ | ✓ | ✓ |
| Hill Start Assist (HSA) | ✓ | ✓ | ✓ | ✓ |
| Speed-sensing door locks | ✓ | ✓ | ✓ | ✓ |
| ISOFIX fittings to outer rear seats | ✓ | ✓ | ✓ | ✓ |
| Alarm & immobiliser | ✓ | ✓ | ✓ | ✓ |
| Exterior | | | | |
| Black radiator grille with bright insert | ✓ | ✓ | ✓ | ✓ |
| Projection headlamps | ✓ | ✓ | ✓ | ✓ |
| Front & rear LED daytime running lights | ✓ | ✓ | ✓ | ✓ |
| Rear spoiler with LED stop lamp | ✗ | ✗ | ✓ | ✓ |
| Front fog lights | ✓ | ✓ | ✓ | ✓ |
| Chrome twin exhaust pipes | ✓ | ✓ | ✓ | ✓ |
| 16" alloy wheels | ✓ | ✓ | ✗ | ✗ |
| 18" diamond cut alloy wheels | ✗ | ✗ | ✓ | ✓ |
| Mini spare | ✓ | ✓ | ✓ | ✓ |
| Full size spare wheel | ○ | ○ | ○ | ○ |
| Tyre pressure monitoring system | ✓ | ✓ | ✓ | ✓ |
| Roof rails | ✓ | ✓ | ✓ | ✓ |
| Front & rear parking sensors | ○ | ○ | ✓ | ✓ |

COLOURS



ALLOY WHEELS



TECHNICAL SPECIFICATIONS

| | KORANDO SE | KORANDO SE 4X4 | KORANDO ELX 4X4 | KORANDO ELX 4X4 AUTO |
|---|---|-------------------------------------|---|----------------------|
| Engine and drivetrain | | | | |
| Drivetrain | Front wheel drive | Torque On Demand 4x4 with lock mode | | |
| Engine capacity (cc) | 2157 | | | |
| Engine configuration | 4 cylinders | | | |
| Emission standard | Euro VI | | | |
| Transmission | 6 speed manual | | 6 speed Aisin automatic transmission with three modes | |
| Fuel | Diesel | | | |
| Exhaust system | Catalyst and particulate filter | | | |
| Performance | | | | |
| Top speed (mph) | 115 | | | |
| 0-62mph (sec) | 9.9 | | | |
| Maximum power (PS/rpm) | 178/4000 | | | |
| Maximum torque (Nm/rpm) | 400/1400-2800 | | | |
| Max unbraked trailer load (kg) | 750 | | | |
| Max braked trailer load* (kg) | 2000 | | | |
| Towbar max load (kg) | 80 | | | |
| Economy and emissions | | | | |
| Fuel consumption**: urban mpg (l/100km) | 43.5 (6.5) | 39.2 (7.2) | 39.2 (7.2) | 32.4 (8.7) |
| Fuel consumption**: extra urban mpg (l/100km) | 61.4 (4.6) | 56.5 (5.0) | 56.5 (5.0) | 48.7 (5.8) |
| Fuel consumption**: combined mpg (l/100km) | 53.3 (5.3) | 48.7 (5.8) | 48.7 (5.8) | 40.9 (6.9) |
| CO2 emissions (g/km) | 139 | 152 | 152 | 179 |
| Dimensions | | | | |
| Length (mm) | 4410 | | | |
| Width (mm) | 1830 | | | |
| Height (mm) | 1710 | | | |
| Wheelbase (mm) | 2650 | | | |
| Track: front/rear (mm) | 1573/1558 | | | |
| Min turning circle (m) | 5.4 | | | |
| Overhang: front/rear (mm) | 920/840 | | | |
| Gross vehicle weight (kg) | 2210 | 2300 | 2300 | 2300 |
| Kerb weight (kg) | 1743 | 1828 | 1828 | 1858 |
| Approach angle (deg) | 22.8 | | | |
| Departure angle (deg) | 28.2 | | | |
| Ramp angle (deg) | 18.5 | | | |
| Luggage space: seats upright/folded (litres) | 486/1312 | | | |
| Fuel tank capacity (litres) | 57 | | | |
| Running gear | | | | |
| Tyres | 215/65 R16 | | 225/55 R18 | |
| Steering | Electric power assisted rack and pinion | | | |
| Suspension (front/rear) | McPherson strut/ independent | | | |
| Brakes (front/rear) | Vented disc/ solid disc | | | |
| Insurance | | | | |
| Group | TBA | TBA | TBA | |

DIMENSIONS



1830mm



2650mm

4410mm



1710mm

1573/1559mm



WARRANTY

Our limitless mileage warranty really is best in class. All SsangYong vehicles are covered by a 5 year limitless mileage warranty.



SSANGYONG
Est. Korea 1954
5 YEAR WARRANTY



For more information please call 0333 444 1954

The information in this brochure is not binding and is subject to alteration. SsangYong reserves the right to change specifications at any time without notice. The colour and finishes reproduced in this brochure are subject to the limitations of the printing process and may vary from the actual colour and paint finish. This brochure does not constitute an offer of sale of any particular vehicle or specification. Please confirm exact specifications, prices and colour availability with your SsangYong dealer or check the SsangYong website.

2017KOR



SSANGYONG

Est. Korea 1954

5 YEAR WARRANTY