

SUBARU FORESTER



SUBARU

Confidence in Motion





THE ESSENCE OF **EXHILARATION.**

Handling. Reliability. Safety. Exhilaration. There are certain characteristics that make every SUBARU, a SUBARU. And you only have to slip behind the wheel once to fully appreciate them. Every vehicle in the range is powered by SUBARU's world famous low centre of gravity Boxer engine and permanent Symmetrical All-Wheel Drive (AWD) system. This unique set-up gives every SUBARU the remarkable balance, stability and poise of a dedicated on-road vehicle combined with the traction, control and off-road agility of a full-blown 4x4. The SUBARU Forester is the pioneering SUV in the range that makes full use of SUBARU's unique capabilities and creates a benchmark for all other SUVs.





THE **PIONEERING** ADVENTURER.

A trail-breaking pioneer of the family crossover when first launched in 1997, the ultra-rugged SUBARU Forester SUV has now evolved into an accomplished and capable expedition leader. Engineered to conquer ledges, rocks and other obstacles with ease, the SUBARU Forester is more than ready to take on any challenge. Now in its fourth generation, the SUBARU Forester still retains the engineering, reliability, performance and practicality that made the original such a success but with even greater capabilities. The addition of technological advances like X-Mode - a system that takes control of the engine, transmission, AWD and brakes to safely navigate through bad roads and slippery surfaces with maximum confidence, and Hill Descent Control - that takes care of speed and braking when going downhill while you concentrate on steering, has made driving the SUBARU Forester easier and safer than ever. Of course, it goes without saying, the SUBARU Forester is still practical and reliable. It is at home both on-and-off-road with a car full of kids bikes, buggies, camping gear and muddy dogs.





THE X FACTOR.

The second wind. It's that extra bit of strength summoned from within that helps you rise to the occasion and conquer the challenge. The SUBARU Forester finds its inner strength with X-Mode. Activated with the push of a button, it gives the SUBARU Forester that extra bit of capability you may need to take on adverse road and weather conditions.

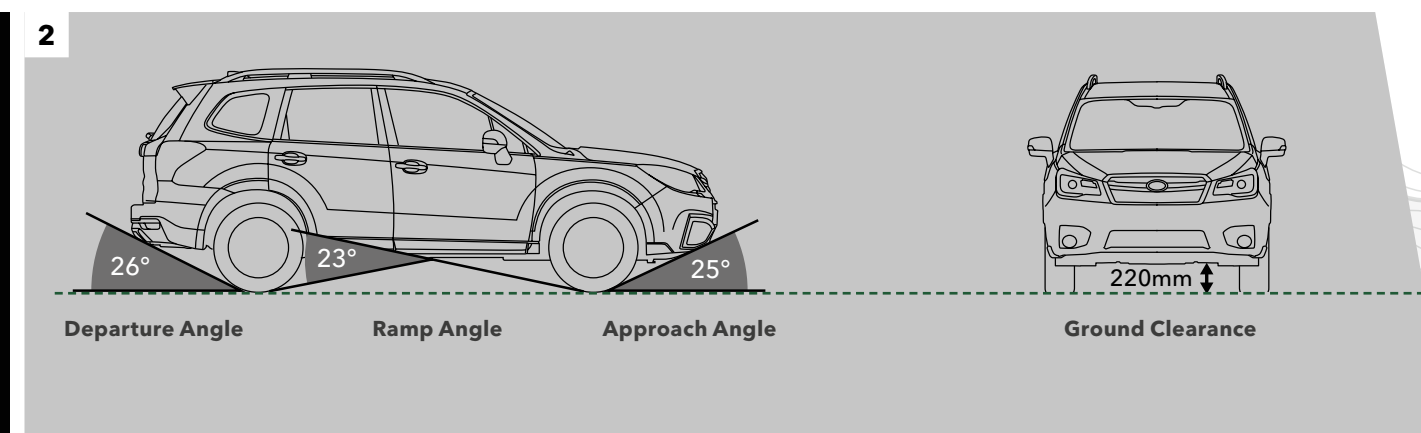
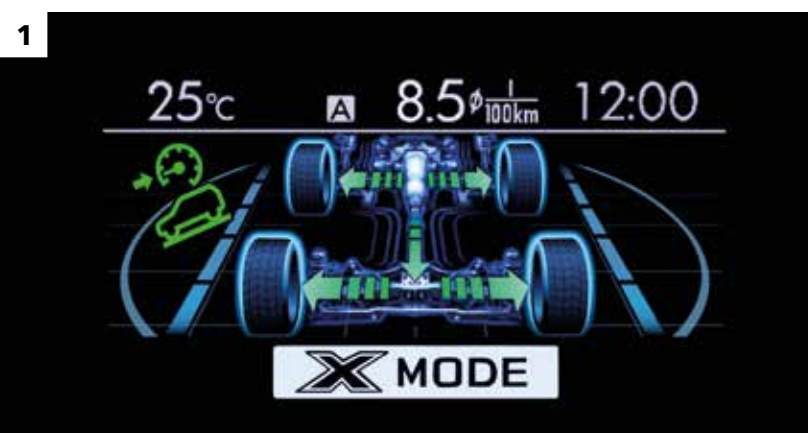
1 X-MODE* AND HILL DESCENT CONTROL*

"X" marks added capability for any driver, on any road. With a push of a button, X-Mode takes control of the engine, transmission, AWD, brakes and other components to safely navigate through bad roads and slippery surfaces for maximum confidence. For challenging descents, Hill Descent Control enhances confidence down the steepest of hills you'll encounter by providing constant, controlled momentum so the driver can focus more on steering the vehicle and less on braking.

2 ENGINEERING THAT DOESN'T QUIT

The SUBARU Forester was engineered to help you conquer obstacles. The larger the object, the larger the approach and departure angles needed to prevent damage to the front and rear bumpers. Optimised for both, the SUBARU Forester's ground clearance maximises break-over angles, minimising your chances of being hung-up from underneath.

*Standard on Lineartronic versions.



WELCOME TO **EXPEDITION BASE CAMP.**

Designed with an active lifestyle in mind, the redesigned interior of the SUBARU Forester is the perfect place to start your adventures. Every feature of the SUBARU Forester interior is thoughtfully placed to be right where you need it, when you need it. With high-quality materials and durable design, it's designed to make tasks simpler and driving more comfortable wherever your wanderlust takes you.





INFOTAINMENT: IN TOUCH. **IN CONTROL.** INFORMED.

Going on the road doesn't mean you have to leave it all behind. Stay grounded yet undistracted with technology that's intuitive and easy to use. The SUBARU Forester keeps you connected and on course with navigation*¹ and audio systems that you can either control with the touch of your fingertips or the sound of your voice. And with Bluetooth® connectivity, you're never without your peers or playlists.

SUBARU STARLINK

Access the audio system, make phone calls and set the navigation*¹ via the SUBARU STARLINK*² Infotainment System. Control operations via the central 7" multifunction touchscreen, steering wheel controls, or simply use your voice.*³ Can't find your favourite music? Just connect your smartphone or other mobile music device via the USB or standard AUX jack.

1 Instrument Cluster

The instrument panel of the SUBARU Forester is designed to deliver information quickly and effortlessly. The rev counter and speedometer are clearly visible to help keep more focus on the road ahead.

4 Multi-information Display

Located conveniently in the instrument panel, informative car vitals are displayed at the touch of a button. It also features advanced environmental performance and efficiency – even allowing you to compare the efficiency between different trips.

2 Voice Recognition*³

Various functions can be controlled remotely using voice recognition*³, allowing you to keep your eyes and attention on the road. Just tap the steering wheel controls and speak naturally, issuing verbal commands to make a phone call, play a song or set a destination in the navigation system*¹.

5 Steering Wheel-mounted Controls

Change audio settings effortlessly with steering wheel mounted controls. To stay in touch safely, connect your smartphone via Bluetooth® and make calls using steering wheel mounted controls, voice recognition*³ button or via the touchscreen.

3 Touchscreen Control

Use the touchscreen to easily manage your music, just as you would on your smartphone. Simply connect your smartphone through Bluetooth® or the USB port, and you can choose your music right on the touchscreen.



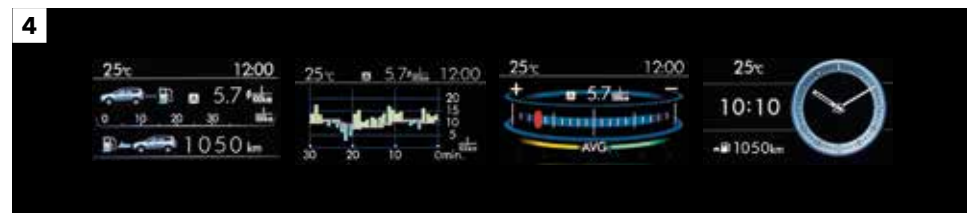
1



2



3



4



5

*¹ Standard on Premium versions only.

*² Driver is responsible for safe driving. Please refrain from operating the touchscreen while driving.

*³ Voice Recognition is compatible with select languages only.

EVERYTHING FOR OUTDOORS. **INDOORS.**

Camping. Canoeing. Climbing. Wherever you get your adrenaline hit, the SUBARU Forester is more than able to keep up. From planned holidays to spontaneous hiking expeditions, the SUBARU Forester has the capacity for any adventure. The wide boot space can accommodate four large suitcases and even the bulkiest adventure gear, whilst a power rear gate*, wider door openings and lower side sills help you load and unload with ease. For longer items, the rear seats fold flat in a 60/40 split.

*Standard on Premium versions only.





NO ORDINARY ENGINE. NO ORDINARY SUV.

Few other SUVs drive with the level of confidence and responsiveness of the SUBARU Forester and the main reason for this lies beneath the surface - the SUBARU Boxer engine. Its horizontally opposed configuration places the pistons 180 degrees apart for a lower, flatter profile than other engine types. This gives the engine, and therefore the overall vehicle, a lower centre of gravity and better sense of balance. Further, the pistons' opposing movements inherently counteract each other, naturally helping to reduce vibration.



BOXER DIESEL 2.0D XC & 2.0D XC PREMIUM

2.0-LITRE DOHC SUBARU BOXER DIESEL

MAX OUTPUT:
147 PS @ 3,600 rpm
MAX TORQUE:
350 Nm @ 1,600-2,800 rpm
FUEL CONSUMPTION:
46.3 mpg (Lineartronic)*¹,
49.6 mpg (Manual)*¹
CO₂ EMISSIONS:
158 g/km² (Lineartronic),
148 g/km² (Manual)

2.0XT

2.0-LITRE DOHC TURBO SUBARU BOXER

MAX OUTPUT:
241 PS @ 5,600 rpm
MAX TORQUE:
350 Nm @ 2,400-3,600 rpm
FUEL CONSUMPTION:
33.2 mpg*¹
CO₂ EMISSIONS:
197 g/km²

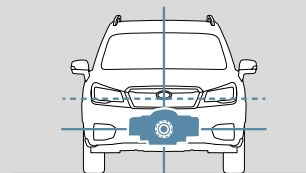
2.0iXE & 2.0iXE PREMIUM

2.0-LITRE DOHC SUBARU BOXER

MAX OUTPUT:
150 P @ 6,200 rpm
MAX TORQUE:
198 Nm @ 4,200 rpm
FUEL CONSUMPTION:
43.5 mpg (Lineartronic)*¹,
40.9 mpg (Manual)*¹
CO₂ EMISSIONS:
150 g/km² (Lineartronic),
160 g/km² (Manual)

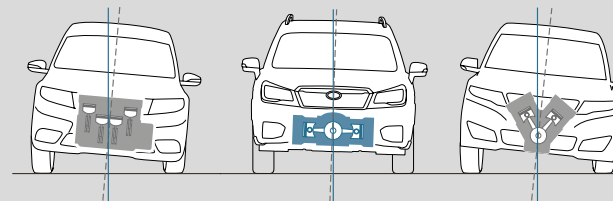
Increased Stability

Because the engine block has a flatter profile and sits lower in the chassis, the overall vehicle is more stably balanced and resistant to side-to-side motion than other designs.



Long-lasting Performance

The engine's flat design is inherently rigid and self-balancing to achieve durability and reliable performance, generating less vibration than V-type or in-line engines in the same class.




*¹ MPG figures are official EU test figures for comparative purposes and may not reflect real driving results.
*² Fuel consumption and CO₂ emissions: According to EC715/2007 - 459/2012.

SYMMETRICAL ALL-WHEEL DRIVE

Control leads to confidence, and stability creates an agility that excites in the SUBARU Forester. SUBARU vehicles are gifted at inspiring confidence behind the wheel, thanks to the inherently stable design of Symmetrical AWD paired with the uniquely balanced SUBARU Boxer engine. This system delivers power to all four wheels at all times for enhanced control on all roads and in poor conditions. It has excellent side-to-side balance and handling precision, thanks to its main components being aligned longitudinally, whilst its low centre of gravity creates an especially engaging and responsive drive. The unique advantages of Symmetrical AWD make for exceptionally rewarding handling.

SUSPENSION


For responsive handling and capability over a variety of surfaces and conditions, the SUBARU Forester is equipped with advanced front and rear suspension. With spring rates and dampening dialled in for smooth surfaces as well as rough, the SUBARU Forester is a true multi-purpose vehicle. For Direct Injection Turbo (DIT) models, the front suspension features friction-control oil seals, guide bushings, hydraulic fluid on the struts, and optimised suspension tuning - all working together to help smooth vibrations and decrease body roll. Also for the DIT model, the rear support sub-frame provides a more rigid base to mount the rear suspension, for a more controlled ride and more responsive steering.



SYMMETRICAL ALL-WHEEL DRIVE. THE KEY TO A REWARDING DRIVE.

LINEARTRONIC + ACTIVE TORQUE SPLIT AWD

For instant, seamless response to changing conditions, the Lineartronic Continuously Variable Transmission (CVT) uses a chain instead of a belt - allowing a greater span of overall ratios for improved performance and efficiency as well as a faster response to throttle input. It's longitudinally paired with an active torque-split AWD system that responds to traction conditions, the transmission and driver inputs by continuously controlling the torque distribution front to rear.



SI-DRIVE¹

SUBARU Intelligent Drive (SI-DRIVE) can adjust the responsiveness of its drivetrain to support your driving style, road conditions or any driving state at your immediate request. Quickly re-map the throttle response and automatic-transmission shifting behaviour to ensure that you always have the best performance for any circumstance.

S# Sport Sharp Mode²

With the focus on response, Sport Sharp mode drives the engine to its maximum potential. In this mode, the engine responds directly to the accelerator for a more powerful delivery when accelerating. Use the paddle shifters in Sport Sharp mode and you take more control of engine performance for truly spirited driving.

[S] Sport Mode

Sport mode delivers smooth engine performance at any driving speed. You'll immediately feel a linear response that brings to life the refined, torque-rich response.

[I] Intelligent Mode

SI-DRIVE activates Intelligent mode for immediate driving response and environmental responsibility. Throttle mapping balances smoothness and efficiency for an enhanced level of control.

¹ Standard on petrol variants.

² Sport Sharp mode is available on 2.0i XT only.




YOUR SAFETY. IN OUR HANDS.

SUBARU takes safety seriously. And the capabilities of the SUBARU Forester reflect this. To help you avoid accidents and protect you when they can't be avoided, the SUBARU Forester is equipped with both active and passive safety features. SUBARU Active Safety helps you circumvent trouble and avoid incidents before they happen with predictable handling, precise control, excellent visibility and advanced technologies. Passive Safety features are there to help protect you if the unthinkable does occur and include systematically placed airbags, whiplash-reducing front seats, retracting pedals and 3-point seatbelts.

PASSIVE SAFETY.

Ring-shaped Reinforcement Frame

The Ring-shaped Reinforcement Frame strengthens the passenger cabin's roof, doors, pillars and floor. This design helps divert and dissipate impact energy away from the occupants in a collision by use of highstrength materials and strategic placements. Whilst making it stronger with increased torsional rigidity, the overall frame is still lightweight.



Seats, Seatbelts and SRS* Airbags

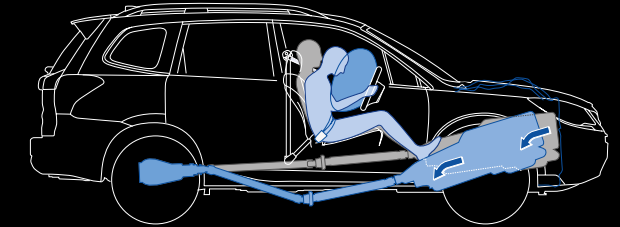
Standard on SUBARU Forester are front SRS* airbags, plus front-side SRS*, curtain SRS* airbags and knee SRS* airbags. Height-adjustable front seatbelts feature pretensioners to hold passengers firmly in place and load limiters that ease peak forces to the chest. In a rear collision, front seats utilise rigid frames, firm headrests and such details as energy-absorbing mounting of the inner seat springs, all to help reduce the chance of whiplash.

Pedestrian Protection

Shock-absorbing space within the vehicle helps reduce pedestrian injury, as does an energy-absorbing front bumper with a specially designed area around the windscreen wipers. And in order to provide protection in the head zone, a split-type construction in the front has been implemented.

5-Star Euro NCAP Rating

The SUBARU Forester has been awarded the maximum five-star safety rating in the Euro NCAP (European New Car Assessment Programme) safety performance tests.

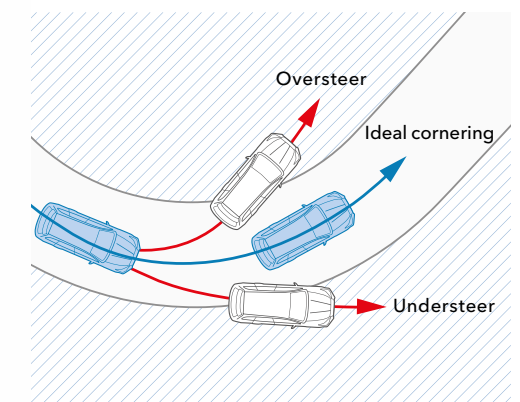


Cabin-protecting Layout

In the event of a head-on collision, the SUBARU Boxer engine's low position allows the engine to absorb the energy of an impact. In addition, the engine is mounted to a structure which is designed to collapse in the event of an accident. This naturally moves the engine below the passenger compartment to protect occupants' lower limbs.

Vehicle Dynamics Control System

Vehicle Dynamics Control System monitors and analyses if the vehicle is following the driver's intended course via an array of sensors. If a tyre slips or a high speed turn causes the vehicle off its intended path, the AWD torque distribution, engine output and brakes at each wheel are adjusted to assist in keeping the vehicle on course.

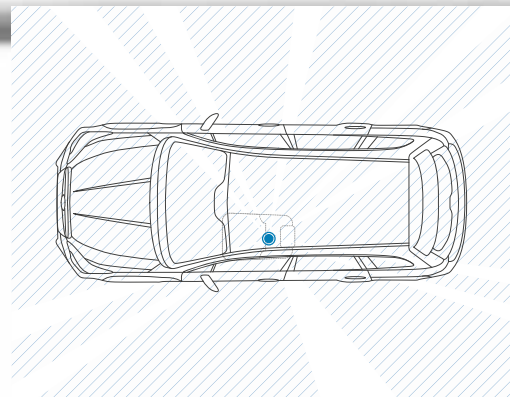


*SRS: Supplemental Restraint System. Effective when used in conjunction with seatbelts.

ACTIVE SAFETY.

Visibility

With a commanding perspective and front and rear visibility at the top of its class, the SUBARU Forester keeps the driver aware and at ease on the narrow roads and tight spaces. Blind spots are kept to a minimum with well-positioned A-pillars and integrated partition windows. The side mirrors have also been placed onto the door panels, creating a remarkably open field of view.



Braking System

The standard 4-wheel disc braking system is enhanced by Antilock Braking System (ABS) with Electronic Brake-force Distribution, to help redistribute braking power where you need it among all four wheels, and also Brake Assist and Brake Override for control in emergency braking situations. There's also Hill Start Assist, which helps prevent rollback when starting from a stop on any slope. The DIT model adds larger 17-inch ventilated discs in front and 16-inch ventilated discs for the rear, for even better braking performance.

EXTERIOR COLOUR OPTIONS.



2.0i XE, 2.0i XE PREMIUM, 2.0D XC and 2.0D XC PREMIUM:



QUARTZ BLUE PEARL



ICE SILVER METALLIC



SEPIA BRONZE METALLIC



CRYSTAL WHITE PEARL



VENETIAN RED

EXTERIOR COLOUR OPTIONS.



2.0XT:



BLACK SILICA



CRYSTAL WHITE PEARL



DARK GREY METALLIC



VENETIAN RED

MODEL FEATURES.

2.0iXE AND 2.0DXC

Exterior

Auto on/off headlights
 HID headlights with auto leveller
 Daytime running lights
 Pop-up type headlight washers
 Front fog lights
 Rear fog lights
 Power-folding door mirrors
 UV protection glass: windscreen and front side windows
 Automatic rain-sensing windscreen wipers
 17" alloy wheels
 Sunroof
 Roof rails
 Roof spoiler

Seating & Trim

Leather wrapped steering wheel and gearshift knob
 Heated front seats
 8-way power adjustable driver's seat
 60/40 split folding rear seats
 One-touch folding and reclining rear seats

Comfort & Convenience

Power windows¹
 Remote control central locking
 Map lights
 Vanity mirrors (driver & front passenger)
 2 front & 2 rear cup holders
 Door pockets with bottle holders (on all doors)
 Three 12-volt power outlets
 Boot hooks
 Luggage hooks
 Retractable parcel shelf

Climate Control

Dual-zone automatic air-conditioning system with anti-dust filter
 Windscreen wiper de-icer
 Heated door mirrors
 Front and side defrosters
 Heated rear window with timer

Entertainment

SUBARU STARLINK infotainment system and audio system: 1 CD and 6 speakers
 7" multifunction colour touchscreen
 Voice recognition system
 Steering wheel mounted controls
 Bluetooth®
 Dual USB ports and auxiliary audio input jack
 Reversing camera

Controls & Instruments

4.3" LCD multi-information display²
 Tilt-adjustable/telescopic steering wheel
 Paddle shift (Lineartronic only)
 Cruise control

Drivability

SI-Drive (SUBARU Intelligent Drive)³ (petrol only)
 Stop & start system⁴ (petrol only)
 X-MODE (Lineartronic only)
 Hill descent control (Lineartronic only)
 Hill start assist
 Vehicle Dynamics Control system (VDC)

Safety

Front, front side, curtain & knee SRS⁵ airbags
 Whiplash reducing front seats
 Seatbelt indicator (for driver and all passengers)
 Height adjustable front seatbelts with pretensioners and load limiters
 Rear 3-point seatbelts for 3 seating positions
 ISO-FIX adapted child seat anchors (with tether anchors)
 Child-proof rear door locking
 Safety pedal system
 ABS with electronic brake-force distribution
 Thatcham category 1 security system with engine immobiliser



2.0i XE

PREMIUM MODELS

Additional features to 2.0i XE and 2.0D XC:

Seating & Trim

Leather seats
 Power seat with seat memory

Comfort & Convenience

Keyless entry and push button start system
 Power rear gate

Entertainment

Satellite navigation

2.0i XT (LINEARTRONIC)

Additional features to PREMIUM models:

Exterior

Front sports bumper
 Privacy glass for rear doors, rear quarters and rear window
 18" alloy wheels
 Twin tailpipe

Controls & Instruments

Alloy pedals



2.0i XT

¹ Driver's side front window has auto up/down function with pinch protection.

² Displays: fuel economy screen, eco-evaluation screen, active safety, clock/outside temperature and self check etc.

³ Two available SI-Drive modes: Intelligent mode & Sport mode. A third mode (Sport Sharp mode) is available on 2.0i XT only.

⁴ The stop & start system will automatically stop and restart the engine when the car comes to a standstill to reduce fuel consumption and emissions.

⁵ SRS: Supplemental Restraint System. Must be used in conjunction with seatbelts.

INTERIOR OPTIONS.

PREMIUM MODELS AND XT:

LEATHER BLACK




Seat Trim



Seat Backing

2.0i XE and 2.0D XC:

FABRIC BLACK



Seat Trim



Seat Backing

FEATURES.



1 Steering Responsive Headlights (SRH)

When rounding a corner at night, the illumination direction of the headlights move left or right according to the steering wheel to ensure visibility.

2 18" Alloy Wheels^{*1}

The 2.0XT is equipped with multi-spoke 18-inch aluminium-alloy wheels and 225/55R18 tyres.

3 Automatic Rain-sensing Windscreen Wipers

Available automatic windshield wipers detect rainfall on the glass and adjust their wiping intervals and speed accordingly.

4 Headlight Washers

Pop-up washers use a high pressure spray to help keep the headlight at their peak performance in poor weather.

5 Fog Lights

Multi-reflector fog lights also serve as daytime running lights, and emit a wide, flat beam that reflects less glare in fog, for added safety.

6 Power Glass Sunroof

The large, internally sliding sunroof with manual sunshade delivers a panoramic view and fresh breezes for front and rear passengers.

7 Keyless Entry and Push-button Start^{*2}

Your key fob gives you easy keyless entry. Simply grip the door handles to unlock them and start the engine with a button.

8 4-way Steering Column

To help set your optimum driving position, the adjustable steering wheel tilts up-down and telescopes in-out.

9 8-way Power Adjustable Driver's Seat

This allows you to find a comfortable seating position by 8-way power adjustment. In models with leather interior, a 2-seat position memory function has been added.

10 Three 12V Power Outlets

Auxiliary power is at your fingertips with a 12-volt power outlet located in the instrument panel, centre console box and boot.

11 One-touch Folding Switches

Switches in the boot automatically fold each of the 60/40 split rear seatbacks, expanding the luggage space with remarkable ease.

12 Dual-zone Automatic Air-conditioning System

This feature conveniently helps keep the temperature inside where you want it. It also allows the driver and front passenger to set different temperatures.

^{*1} Standard on 2.0XT.

^{*2} Available on 2.0XT and PREMIUM models.



PERSONALISE YOUR RIDE.

Whilst every SUBARU Forester comes generously equipped, SUBARU accessories are the perfect way to tailor your SUBARU to your life and your style. Whether you want to add convenience, enhance functionality, or personalise your SUBARU Forester's appearance, SUBARU accessories are designed to provide the same fit and quality as your SUBARU vehicle. For more details, ask for the accessory brochure or visit your nearest SUBARU retailer.

Please check with your local SUBARU dealer for accessory applicability.



1 Front Resin Underguard

Enhances appearance of the front. Helps to protect your vehicle from stone chips.

2 Side Protectors

Accentuates the exterior and protects the side door panels from scratches.

3 Bumper Corner Protectors*

Complements the design and protects bumper corners from scratches.

*Front and rear set.

4 Front Mesh Grille†

Mesh type insert which gives a whole new image to the front.

†2 pieces (upper - lower).

5 Aluminium Carrier Base

Perfectly fitting stylish base for carrier attachments.

6 Roof Box (Long)*

A 430-litre long box (2,267 x 805 x 355mm) with dual opening.

*Aluminium Carrier Base required.



SUBARU

Confidence in Motion

Web Homepage

Visit the SUBARU UK website for the latest information about the SUBARU range.

SUBARU.co.uk



YouTube

Subscribe to our channel to see the latest SUBARU videos.

youtube.com/officialsubaruuk



Instagram

Join us on Instagram as we showcase our latest models.

instagram.com/subaruuk



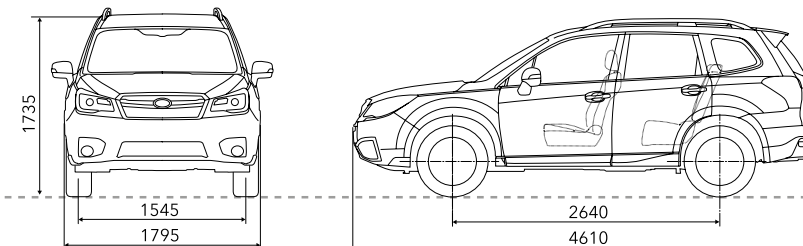
facebook.com/officialSubaruUK

Facebook and Twitter

Stay connected with the SUBARU UK community and be the first to hear the latest news directly from SUBARU.



twitter.com/subaruuk



DIMENSIONS

Dimensions are measured in accordance with standard measurement of Fuji Heavy Industries Ltd.

SPECIFICATIONS

Item	SUBARU FORESTER						
	Symmetrical AWD (All-Wheel Drive)						
	2.0i XE 6MT	2.0i XE Lineartronic	2.0i XE PREMIUM 6MT	2.0i XE PREMIUM Lineartronic	2.0 XT Lineartronic		
ENGINE							
Type	Horizontally-opposed, 4-cylinder, 4-stroke, petrol engine					Horizontally-opposed, 4-cylinder, 4-stroke, turbocharged, petrol engine	
	DOHC 16-valve						
Bore / Stroke	mm	84/90				86/86	
Capacity	cc	1,995				1,998	
Compression ratio		10.5				10.6	
Fuel system	Multi-point sequential injection (port injection)					Gasoline direct injection	
Fuel tank capacity	lit.	60					
PERFORMANCE							
Max. output (DIN)	PS @ rpm	150 @ 6,200				241 @ 5,600	
Max. torque (DIN)	Nm @ rpm	198 @ 4,200				350 @ 2,400 - 3,600	
Max. speed	mph	118	119	118	119	137	
Acceleration (0 - 62 mph)	sec.	10.6	11.8	10.6	11.8	7.5	
Fuel consumption ¹	Urban	mpg	33.2	34.9	33.2	34.9	
	Extra-urban	mpg	47.1	51.4	47.1	51.4	
	Combined	mpg	40.9	43.5	40.9	43.5	
		g/km	160	150	160	150	
CO ₂ emissions ²	g/km	160	150	160	150	197	
DRIVETRAIN							
AWD type	Centre differential gear coupled with viscous LSD	Active Torque Split AWD system	Centre differential gear coupled with viscous LSD	Active Torque Split AWD system	Active Torque Split AWD system		
DIMENSIONS & WEIGHT							
Overall length	mm	4,610				4,595	
Overall width	mm					1,795	
Overall height	mm					1,735	
Wheelbase	mm					2,640	
Track	Front	mm					1,545
	Rear	mm					1,555
Ground clearance	mm					220	
Boot volume ²	Seats up	lit.					505
	Seats folded	lit.					1,557
Seating capacity	persons					5	
Kerb weight	kg	1,488	1,513	1,488	1,513	1,615	
Towing capacity	kg	1,800	2,000	1,800	2,000	2,000	
TRANS-AXLE							
Gear ratio	D range (Lineartronic)	-	3.581 ~ 0.570	-	3.581 ~ 0.570	3.505 ~ 0.544	
	1st	3.818	-	3.818	-	-	
	2nd	1.947	-	1.947	-	-	
	3rd	1.296	-	1.296	-	-	
	4th	1.029	-	1.029	-	-	
	5th	0.825	-	0.825	-	-	
	6th	0.738	-	0.738	-	-	
	Reverse	4.072	3.667	4.072	3.667	2.345	
Final drive axle ratio		4.444	3.900	4.444	3.900	4.111	
CHASSIS							
Steering	Pinion-assist type electric power steering system						
Suspension (4-wheel independent)	Front	MacPherson strut type					
	Rear	Double wishbone type					
Minimum turning circle at tyre (radius)	m	5.3					
Brakes	Front	Ventilated disc brakes					
	Rear	Solid disc brakes				Ventilated disc brakes	
Tyre / wheel size		225/60R17, 17×7"J				225/55R18, 18×7"J	

¹ MPG figures are EU test figures for comparative purposes and may not reflect real driving results. Fuel consumption and CO₂ emissions: According to EC 715/2007-459/2012.

² Measured by VDA (V211 & V214).

Item	SUBARU FORESTER				
	Symmetrical AWD (All-Wheel Drive)				
	2.0D XC 6MT	2.0D XC Lineartronic	2.0D XC PREMIUM 6MT	2.0D XC PREMIUM Lineartronic	
ENGINE					
Type	Horizontally-opposed, 4-cylinder, 4-stroke, turbocharged, diesel engine				
	DOHC 16-valve				
Bore / Stroke	mm	86/86			
Capacity	cc	1,998			
Compression ratio		15.2			
Fuel system	Common rail (self ignition)				
Fuel tank capacity	lit.	60			
PERFORMANCE					
Max. output (DIN)	PS @ rpm	147 @ 3,600			
Max. torque (DIN)	Nm @ rpm	350 @ 1,600 - 2,800			
Max. speed	mph	118	117	118	117
Acceleration (0 - 62 mph)	sec.	9.9	9.9	9.9	9.9
Fuel consumption ¹	Urban	mpg	39.8	38.7	39.8
	Extra-urban	mpg	57.6	52.3	57.6
	Combined	mpg	49.6	46.3	49.6
CO ₂ emissions ¹	g/km	148	158	148	158
DRIVETRAIN					
AWD type	Centre differential gear coupled with viscous LSD	Active Torque Split AWD system	Centre differential gear coupled with viscous LSD	Active Torque Split AWD system	
DIMENSIONS & WEIGHT					
Overall length	mm	4,610			
Overall width	mm	1,795			
Overall height	mm	1,735			
Wheelbase	mm	2,640			
Track	Front	mm	1,545		
	Rear	mm	1,555		
Ground clearance	mm	220			
Boot volume ²	Seats up	lit.	505		
	Seats folded	lit.	1,557		
Seating capacity	persons	5			
Kerb weight	kg	1,577	1,622	1,577	1,622
Towing capacity	kg	2,000			
TRANS-AXLE					
Gear ratio	D range (Lineartronic)	-	3.505 ~ 0.544	-	3.505 ~ 0.544
	1st	3.455	-	3.455	-
	2nd	1.889	-	1.889	-
	3rd	1.063	-	1.063	-
	4th	0.786	-	0.786	-
	5th	0.635	-	0.635	-
	6th	0.558	-	0.558	-
	Reverse	3.636	2.345	3.636	2.345
Final drive axle ratio		4.444	4.111	4.444	4.111
CHASSIS					
Steering	Pinion-assist type electric power steering system				
Suspension (4-wheel independent)	Front	MacPherson strut type			
	Rear	Double wishbone type			
Minimum turning circle at tyre (radius)	m	5.3			
Brakes	Front	Ventilated disc brakes			
	Rear	Solid disc brakes			
Tyre / wheel size		225/60R17, 17×7"J	225/60R17, 17×7"J	225/60R17, 17×7"J	225/60R17, 17×7"J

SPECIFICATIONS

Item	Symmetrical AWD (All-Wheel Drive)								
	2.0i XE	2.0i XE	2.0i XE PREMIUM	2.0i XE PREMIUM	2.0i XT	2.0D XC	2.0D XC	2.0D XC PREMIUM	2.0D XC PREMIUM
	6MT	Lineartronic	6MT	Lineartronic	Lineartronic	6MT	Lineartronic	6MT	Lineartronic
Exterior									
Auto on/off headlights	•	•	•	•	•	•	•	•	•
HID headlights with auto leveliser	•	•	•	•	•	•	•	•	•
Daytime running lights	•	•	•	•	•	•	•	•	•
Pop-up type headlights washers	•	•	•	•	•	•	•	•	•
Front fog lights	•	•	•	•	•	•	•	•	•
Rear fog lights	•	•	•	•	•	•	•	•	•
Power-folding door mirrors	•	•	•	•	•	•	•	•	•
UV protection glass: windscreen and front side windows	•	•	•	•	•	•	•	•	•
Privacy glass for rear doors, rear quarters and rear window	-	-	-	-	•	-	-	-	-
Automatic rain-sensing windscreen wipers	•	•	•	•	•	•	•	•	•
Front sports bumper	-	-	-	-	•	-	-	-	-
17" alloy wheels	•	•	•	•	-	•	•	•	•
18" alloy wheels	-	-	-	-	•	-	-	-	-
Sunroof	•	•	•	•	•	•	•	•	•
Roof rails	•	•	•	•	•	•	•	•	•
Roof spoiler	•	•	•	•	•	•	•	•	•
Twin tailpipe	-	-	-	-	•	-	-	-	-
Seating & Trim									
Leather wrapped steering wheel and gearshift knob	•	•	•	•	•	•	•	•	•
Leather seats	-	-	•	•	•	-	-	•	•
Heated front seat	•	•	•	•	•	•	•	•	•
8-way power adjustable driver's seat	•	•	•	•	•	•	•	•	•
Power seat with seat memory	-	-	•	•	•	-	-	•	•
60/40 split folding rear seats	•	•	•	•	•	•	•	•	•
One-touch folding and reclining rear seats	•	•	•	•	•	•	•	•	•
Comfort & Convenience									
Power windows ¹	•	•	•	•	•	•	•	•	•
Remote control central locking	•	•	•	•	•	•	•	•	•
Keyless entry and push button start system	-	-	•	•	•	-	-	•	•
Map lights	•	•	•	•	•	•	•	•	•
Vanity mirrors (driver & front passenger)	•	•	•	•	•	•	•	•	•
Over head console	•	•	•	•	•	•	•	•	•
Centre console box	•	•	•	•	•	•	•	•	•
2 front cup holders (centre console)	•	•	•	•	•	•	•	•	•
2 rear cup holders (rear centre armrest)	•	•	•	•	•	•	•	•	•
Door pockets with bottle holders (on all doors)	•	•	•	•	•	•	•	•	•
Fuel lid lock release	•	•	•	•	•	•	•	•	•
Three 12-volt power outlets (instrument panel, centre console box and boot)	•	•	•	•	•	•	•	•	•
Power rear gate	-	-	•	•	•	-	-	•	•
Boot hooks	•	•	•	•	•	•	•	•	•
Luggage hooks	•	•	•	•	•	•	•	•	•
Retractable parcel shelf	•	•	•	•	•	•	•	•	•
Climate Control									
Dual-zone automatic air-conditioning system with anti-dust filter	•	•	•	•	•	•	•	•	•
Heater ducts for rear passengers	•	•	•	•	•	•	•	•	•
Windscreen wiper de-icer	•	•	•	•	•	•	•	•	•
Heated door mirrors	•	•	•	•	•	•	•	•	•
Front and side defrosters	•	•	•	•	•	•	•	•	•
Heated rear window with timer	•	•	•	•	•	•	•	•	•

Item	Symmetrical AWD (All-Wheel Drive)								
	2.0i XE	2.0i XE	2.0i XE PREMIUM	2.0i XE PREMIUM	2.0i XT	2.0D XC	2.0D XC	2.0D XC PREMIUM	2.0D XC PREMIUM
	6MT	Lineartronic	6MT	Lineartronic	Lineartronic	6MT	Lineartronic	6MT	Lineartronic
Entertainment									
SUBARU STARLINK infotainment system and audio system: 1 CD and 6 speakers	•	•	•	•	•	•	•	•	•
7" multifunction colour touchscreen	•	•	•	•	•	•	•	•	•
Satellite navigation	-	-	•	•	•	-	-	•	•
Voice recognition system	•	•	•	•	•	•	•	•	•
Steering wheel mounted controls	•	•	•	•	•	•	•	•	•
Bluetooth®	•	•	•	•	•	•	•	•	•
Dual USB ports and auxiliary audio input jack	•	•	•	•	•	•	•	•	•
Reversing camera	•	•	•	•	•	•	•	•	•
Control & Instruments									
4.3" LCD multi-information display ²	•	•	•	•	•	•	•	•	•
Tilt-adjustable/telescopic steering wheel	•	•	•	•	•	•	•	•	•
Paddle shift	-	•	-	•	•	-	•	-	•
Cruise control	•	•	•	•	•	•	•	•	•
Alloy pedals	-	-	-	-	•	-	-	-	-
Drivability									
SI-Drive (SUBARU Intelligent Drive) ³	•	•	•	•	•	-	-	-	-
Stop & start system ⁴	•	•	•	•	-	-	-	-	-
X-MODE	-	•	-	•	•	-	•	-	•
Hill descent control	-	•	-	•	•	-	•	-	•
Hill start assist	•	•	•	•	•	•	•	•	•
Vehicle Dynamics Control system (VDC)	•	•	•	•	•	•	•	•	•
Towing VDC	•	•	•	•	•	•	•	•	•
Self-leveliser (load-compensating rear struts)	•	•	•	•	-	•	•	•	•
Safety									
Front SRS ⁵ airbags	•	•	•	•	•	•	•	•	•
Front side SRS ⁵ airbags (driver & front passenger)	•	•	•	•	•	•	•	•	•
Curtain SRS ⁵ airbags	•	•	•	•	•	•	•	•	•
Knee SRS ⁵ airbag	•	•	•	•	•	•	•	•	•
Side-door reinforcement beams	•	•	•	•	•	•	•	•	•
Steering column support beam	•	•	•	•	•	•	•	•	•
Whiplash reducing front seats	•	•	•	•	•	•	•	•	•
Rear seat headrests for 3 seating positions	•	•	•	•	•	•	•	•	•
Seatbelt indicator (for driver and all passengers)	•	•	•	•	•	•	•	•	•
Height adjustable front seatbelts with pretensioners and load limiters	•	•	•	•	•	•	•	•	•
Rear 3-point seatbelts for 3 seating positions	•	•	•	•	•	•	•	•	•
Safety pedal system	•	•	•	•	•	•	•	•	•
ABS with electronic brake-force distribution	•	•	•	•	•	•	•	•	•
Brake assist system	•	•	•	•	•	•	•	•	•
Brake override	•	•	•	•	•	•	•	•	•
ISO-FIX adapted child seat anchors (with tether anchors)	•	•	•	•	•	•	•	•	•
Child-proof rear door locking (both sides)	•	•	•	•	•	•	•	•	•
Thatcham category 1 security system with engine immobiliser	•	•	•	•	•	•	•	•	•

¹ Driver's side front window has auto up/down function with pinch protection.

² Displays: fuel economy screen, eco-evaluation screen, active safety, clock/outside temperature and self check etc.

³ Two available SI-Drive modes: Intelligent mode & Sport mode. A third mode (Sport Sharp mode) is available on 2.0i XT only.

⁴ The stop & start system will automatically stop and restart the engine when the car comes to a standstill to reduce fuel consumption and emissions.

⁵ SRS: Supplemental Restraint System. Must be used in conjunction with seatbelts.



SUBARU

Confidence in Motion

The service intervals for SUBARU Forester models are every 12 months / 12,000 miles, whichever comes sooner - except for the SUBARU Forester XT which is every 12 months / 10,000 miles, whichever comes sooner. The SUBARU Forester is covered by a 5 Year / 100,000 miles (whichever is sooner) Limited Warranty. This comprises of a standard 3 Year / 60,000 miles (whichever is sooner) Manufacturer's Warranty (bumper to bumper, excluding clutch driven plate) and an Extended Warranty that applies to the powertrain only, provided by the importer, to complete the 5 Year / 100,000 miles (whichever is sooner) Limited Warranty. All vehicle bodywork is covered by a 12 Year Anti-Corrosion Warranty and paintwork is covered by a 3 Year / 60,000 miles (whichever is sooner) Warranty. Added reassurance is provided by a comprehensive 3 Year Recovery and Assistance Programme valid in the UK only. For general terms and conditions visit SUBARU.co.uk.

5 YEAR
WARRANTY[†]

Technical data and equipment based on the latest information available at the time of printing. SUBARU (UK) Ltd reserves the right to make changes at any time, without notice, in colours, materials, design, prices, equipment and specifications and to discontinue models. Customers are advised to consult their SUBARU dealer on the precise details of warranties / guarantees and vehicles available for sale. Models specified are strictly subject to availability. Owing to the limitations of printing processes, the colours reproduced may not exactly match product colours. The contents of this brochure are the copyright of SUBARU (UK) Ltd and may not be copied or displayed for commercial purposes without the express permission of SUBARU (UK) Ltd. © SUBARU (UK) Ltd. E & O.E.

SUBARU (UK) Ltd.

For details of your nearest SUBARU dealer phone 03303 335117 or visit SUBARU.co.uk.

Calls (to 03 numbers) cost no more than calls to geographic numbers (01 or 02) and must be included in inclusive minutes and discount schemes in the same way. Calls from landlines are typically charged up to 9p per minute; calls from mobiles typically cost between 3p and 40p per minute. Calls from landlines and mobiles are included in free call packages.

SYMMETRICAL AWD

16MY SFB087