



Caravan Range 2019

LIGHTWEIGHT | CONTEMPORARY | AFFORDABLE





Introducing the inspirational all-new 2019 Xplore range

Built on the very same production line as sister-brands Eddis, Compass and flagship Buccaneer, with the same state-of-the-art technology and detailed craftsmanship, Xplore offers a truly unbeatable package.

Whilst boasting competitive specification, Xplore remains super-lightweight and exceptionally easy-to-tow. Xplore is built with SoLiD Construction yet priced to compete with the used caravan market... the new Xplore range is, quite simply, unbeatable!

Choose from 4 exciting Xplore models...

- Overview 04
- Design Options and Key Features 06
- Technology 08
- Layout Options 10

- HUB 12
- SoLiD Construction 14

FOLLOW US ONLINE





Brand New ... on a Budget!

Xplore is one of the most innovative lightweight value caravan ranges available today.

With style and specification belying its 'budget' price tag, Xplore offers a fresh alternative to buying used!

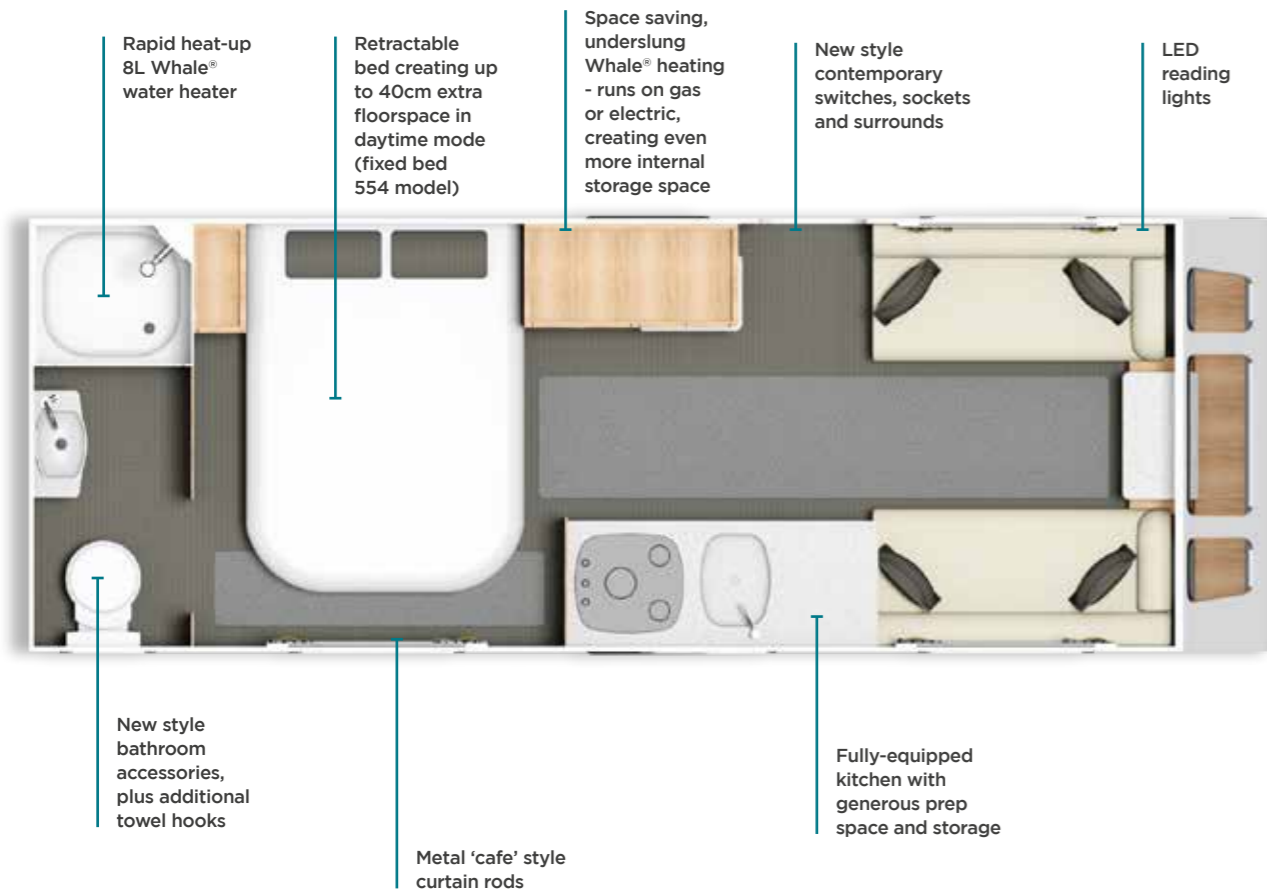


Xplore



Every model is compact and easy-to-tow with virtually any car, yet the Xplore's diminutive size belies the spacious and ingenious storage within.

DESIGN FEATURES



DESIGN OPTIONS

Contemporary Shoreditch in Citron OZIO Hi-Performance upholstery in Aquaclean® with co-ordinating scatter cushions and bolsters comes as standard with Xplore.




Standard fabric: Citron



Xplore standard fabric is Aquaclean® - simply wipes clean with water.



Alternative fabric available, please refer to price list.



KEY FEATURES

- Grade III Thermal Insulation for year-round use
- Space-saving Whale® heating - runs on gas or electric
- Rapid heat up 8L Whale® water heater
- Whale Duo Control combination controller
- 6'5" Headroom
- Retractable bed to 554, creating a comfortable daybed and 400mm additional floor space during the day
- OZIO Upholstery - cool in Summer, warm in Winter
- Fixed bed mattresses come with lightweight, but super-supportive OZIO core and new soft-touch Argentum+ anti-bacterial and anti-allergy technology with Silver
- Combination oven and grill
- Domestic style curved-door fridge freezer with large storage capacity up to 110L
- Teleco Teleplus X2/39U directional aerial
- AL-KO galvanised steel chassis with Euro-axle and AL-KO Euro overrun device with two-way assisted handbrake
- LED awning light
- Reinforced step-on hitch cover making windows easier to clean
- Fully protected mains electric system with up to six 230V sockets
- Full height, high gloss, stonechip-resistant front panel (lightweight composite) with single panoramic opening window
- Full height high gloss rear panel with road lights
- Extra-large gas locker compartment for 2 gas bottles, with fitted gas regulator
- 'Noce Ampere' craftsman-built cabinetry with traditional dove-tailed drawers, curved 'Quiet-Close' overhead lockers with positive locking and co-ordinating flush-fit 'Fantasie Mink' kitchen units with chrome feature
- Durable 'Karnak' in 'Dark Mink' granite-effect worktops throughout, with 'Cashmere' bathroom unit tops
- Fully lined shower cubicle (excl. 304)
- Domestic style bathroom door with high quality privacy lock

NEW FOR 2019 SEASON!

- Exterior graphics
- Shoreditch interior design
- Aquaclean® upholstery - simply wipes clean with water
- New style locker door handles
- Easy clean heavy-duty vinyl flooring in 'Twine'
- New style bathroom accessories, plus additional towel hooks
- LED reading lights
- New style contemporary switches, sockets and surrounds

TECHNOLOGY

Simple, yet highly-effective Whale heating and hot water systems ensure the Xplore is suitable for year-round use, with certified Grade III Thermal Insulation.

The heating system is underslung, so there's no compromise on interior storage space either.

Other practical technology includes OZIO mattresses and upholstery for optimum comfort at all times.

Mattresses also come with Argentum® technology, with anti-bacterial and anti-allergy properties.

Technology features:

1. Space-saving Whale heating - runs on gas or electric with quiet night-time setting - internally ducted heating throughout including bathrooms
2. High flow submersible pump with intelligent controller and inline filter - turns the pump off when the water runs out
3. Revolutionary 'Strong-Lite' high-strength Aluminium one-piece sides. Up to 40% stronger and 30% lighter
4. Grade III Thermal Insulation for guaranteed all weather comfort
5. Balanced wheels for even wear and better fuel consumption
6. All vehicles are individually CRIS registered with a concealed security data chip



SOLID All Xplore caravans are built with fully-bonded SoLiD Construction



Xplore 586



Xplore 586



Xplore 422

The Xplore range boasts features and specification to outclass its competitors, yet comes at a very affordable price - no wonder the Xplore is synonymous with exceptional value for money.



Xplore 304



Xplore 304



Xplore 304



Xplore 554



Xplore 554

LAYOUT OPTIONS

Choose from 4 exceptional Xplore models - all available from your nearest approved Xplore Retailer



Find your perfect caravan and get the best deal at elddis.co.uk



304

SINGLE AXLE
4 BERTH



Diminutive in size, the Xplore 304 still boasts plentiful specification and storage, thanks to its innovative underslung heating.

Equally as popular as a 2 or 4-berth, the neat little 304 is a consistent best-seller!

422

SINGLE AXLE
2 BERTH



A deceptively spacious 2-berth model. Lightweight and easy-to-tow, yet tardis-like inside!

The roomy lounge converts into a large double bed, with a fully equipped side-bathroom and a beautifully-lit kitchen and dresser spanning the rear of this nifty model.

554

SINGLE AXLE
4 BERTH



Our most popular layout, in its lightest form - the Xplore 554.

The Xplore 554 benefits from a large and comfy retractable island bed, with a well-equipped bathroom spanning the full width at the rear. The bright, airy lounge has bags of appeal, it too providing a double bed at night.

586

NEW

SINGLE AXLE
6 BERTH




Our lightest family 6-berth with bunks and side dinette, now comes with an all-new and improved bathroom!

With its large front lounge, family kitchen diner, bunk beds plus new family-sized bathroom - you'll be amazed that this 6-berth family caravan weighs so very little!



FOR ALL THE LATEST
XPLORE NEWS, VIEWS,
VIDEOS, REVIEWS AND
HOLIDAY INSPIRATION
VISIT THE HUB AT
ELDDIS.CO.UK



STRONG LIGHT & DRY

The most advanced technology used in touring caravan engineering.

The first and only fully-bonded construction system for touring caravans. SoLiD Construction uses a chemical bonding process which is used in Formula 1, aircraft and marine construction.

THE ADVANTAGES OF **SoLiD**



STRONG - SoLiD Construction means our caravans offer industry leading integrity and rigidity.



LIGHT - Fully bonded construction enables lighter vehicles which improves fuel consumption.



DRY - Waterproof joints and 95% fewer exterior screws create an impenetrable water barrier.

► Find out more by visiting www.elddis.co.uk/solid



TECHNOLOGY PARTNERS



OUR SUPPLIERS

Every one of our leisure vehicles proudly carries the NCC approved badge of quality. Elddis, Compass, Xplore and Buccaneer are trademarks of Erwin Hymer Group UK Ltd. Company Registration No. 02433663 England & Wales.

This brochure does not constitute an offer by Erwin Hymer Group UK Ltd. Erwin Hymer Group UK Ltd reserves the right to, and does alter from time to time, technical specifications, prices and model ranges as materials, model improvements and conditions require, and can accept no responsibility for discrepancies between these and subsequent models shown. This brochure is for guidance purposes only. Please be sure to check our full current and technical specifications with your retailer before placing your order. Please note that Approved Retailers are not the agents of Erwin Hymer Group UK Ltd. Accordingly they have no authority to bind Erwin Hymer Group UK Ltd or to make any representation or undertaking whatsoever on behalf of Erwin Hymer Group UK Ltd. Props shown in this brochure are for photographic purposes only and are not included in the specification. Bed covers and additional scatter cushions shown are for demonstration purposes only, similar co-ordinating sets are available to purchase from your Erwin Hymer Group UK Ltd retailer. Elddis, Compass, Xplore and Buccaneer products are covered against water ingress damage for 10 years from the original date of purchase of a new product. This applies to water ingress through any permanently sealed seam joints. If you purchase this vehicle as a used vehicle it may be possible to transfer the unexpired term of the warranty cover (up to a maximum of six years commencing at the original date of purchase from new). Full Terms and Conditions, including service intervals and exclusions can be found on the Elddis website www.elddis.co.uk or by telephoning Erwin Hymer Group UK Ltd Customer Care Team.





Xplore

This isn't the end ... it's the beginning of a brand new adventure!

Choose Xplore and you join a growing community of caravanning friends.

Join in and share your news, views and tips on one (or all!)
of our Social Media channels.

#FunStartsHere

www.elddis.co.uk

