

# 2022 Touring Caravan Range







## avanté

Choose from 4 standard-width and 3 8ft-wide Elddis Avante models.



## affinity

Choose from 4 single-axle Elddis Affinity models.



## crusader

Choose from 2 single-axle and 3 twin-axle Elddis Crusader models.

# Introducing the all-new Touring Caravan Range 2022 Season

Whether you opt for the 8ft-wide super-tourers or standard-width **Avanté**, you will appreciate the comprehensive specification, on-trend styling and practical features!

The **Affinity** range is synonymous with sophisticated style and delightful detail. Every Affinity model boasts Alde central heating and copious specification, yet weighs in at less than 1500kgs. Never has so much been wrapped up in such a lightweight package!

**Crusaders** are caravans for connoisseurs, with class leading specification, craftsman-built cabinetry and a general sense of grandeur. Crusader boasts both beauty and brains, with a wealth of clever practicalities as well as head-turning good looks!



## avanté

- 05 Overview
- 06 Key Features
- 08 Technology
- 09 Interior Options
- 10 Layout Options

## affinity

- 15 Overview
- 16 Key Features
- 18 Technology
- 19 Interior Options
- 20 Layout Options

## crusader

- 23 Overview
- 24 Key Features
- 26 Technology
- 27 Interior Options
- 28 Layout Options
- 30 Community
- 32 SoLiD Construction



Advanced Engineering Technology





AVANTÉ 554



Modern. Versatile.  
Lightweight.



Choose from 4 standard-width and 3 8ft-wide Elddis Avante models.

The multi-award winning Avante is a modern and contemporary touring caravan, comprehensively providing everything you need in a lightweight and versatile range, featuring totally unique layouts that you simply won't find anywhere else.



## Key Features

- ✓ Retractable bed to 454, 550, 554 and 860, creating a comfortable daybed and 400mm additional floorspace during the day. Improved access when in night-time position (Transverse bed only)
- ✓ CompleteHeat Whale 4.7kW Dual-fuel space-saving heating - fast, powerful and efficient, runs on gas and/or electric with quiet night-time setting - and ducted heating throughout including bathrooms
- ✓ Fixed bed mattresses are lightweight, yet super-supportive with soft-touch Argentum+ anti-bacterial and anti-allergy technology with Silver
- ✓ Thetford K1520 MK2 Black gloss enamelled oven, grill and dual fuel hob with spark ignition and 800w electric hotplate, three gas burners with smoked glass lid
- ✓ 800W Microwave with isolation switch
- ✓ Teleco Teleplus X2/39U directional aerial
- ✓ Pioneer radio - compatible with iPhone and Android. Includes USB input, Advanced Remote Control App (your smartphone becomes the RC) and anti-theft detachable panel. Spotify and Apple Music compatible
- ✓ Stunning panoramic Sky-Scape sunroof giving a flood of natural light into the front dinette
- ✓ Large gas locker door with dual gas struts and large universal gas bottle storage
- ✓ Wide front panel and locker, with streamlined styling, inset decals and grab handles. Three opening double glazed windows
- ✓ Exclusive Tardis sports alloy wheels
- ✓ ABS rear panel with streamlined integrated rear light cluster and LED high level brake light
- ✓ Ashton craftsman built cabinetry with Grid co-ordinating trim, handcrafted dove-tailed drawers, 'Quiet-Close' overhead lockers, removable shelves, co-ordinating flush-fit kitchen units with Chrome inset detail and positive locking throughout
- ✓ LED Lighting concept throughout
- ✓ Durable Taupe Grey worktops throughout, including bathroom unit tops
- ✓ Whale Expanse dual-fuel underslung 8L water heater
- ✓ Boutique washbowl basin with click-clack plug and swan-neck mixer tap
- ✓ Spare wheel and underslung carrier
- ✓ Fully protected mains electric system with up to seven 230V sockets

### NEW FEATURES

## 2022 Season

- ✓ Dometic series 10 fridge
- ✓ Optional Mobile Internet & WIFI system
- ✓ Optional TV bracket (Layout specific)
- ✓ New graphics
- ✓ Contemporary interior design and luxurious Havana upholstery with ActivCare protected hi-performance, lightweight construction, with 4x co-ordinating scatter cushions as standard and 2x armrests as standard.
- ✓ Removable luxurious loose fit Stainclear carpet Revolution Tweed in Pebble
- ✓ Kitchen upper lockers with two atmospheric downlights as standard
- ✓ Living area and bedroom mirror surrounds with atmospheric downlights as standard



AVANTÉ 550



AVANTÉ 554



AVANTÉ 454



NEW AVANTÉ 585





# Smart. Stylish. Sporty.

The Whale heating in the Avante range is underslung – creating even more storage space within the caravan.

Super-efficient and easy to use, it warms even the largest models in no time. Using both gas and electric, you'll be enjoying a hot shower in just 10 minutes!

Other practical technology includes ActivCare upholstery for optimum comfort with wipe-clean fabric inside and super-tough StrongLite aluminium exterior.



10 / TEN YEAR WATER INGRESS & BODY INTEGRITY WARRANTY

All Avanté caravans are built with fully-bonded SoLiD Construction

All Avanté caravans come with 10 Year Water Ingress & Body Integrity Warranty



## CompleteHeat

Adaptive and intuitive, the CompleteHeat system by Whale is ultra-powerful, giving instant results.

easy to use

hot water in 5mins

40% faster heat up time

grade III thermal insulation

increased internal space

quiet night

### More Technology Features

- ✓ AL-KO galvanised steel chassis with AL-KO AKS 3004 stabiliser and ATC Trailer Control System for smooth towing performance and exceptional stability. The AL-KO system comes with shock absorbers and receiver for optional AL-KO wheel locks, plus AL-KO Euro over-run device with 2-way assisted handbrake
- ✓ Whale iVan® touchscreen intuitive control panel - improved, easy to use and pre-programme, with 'at-a-glance' status reports
- ✓ Highflow submersible pump with Whale IC intelligent controller and inline filter
- ✓ GRP underskin to caravan floor providing a water resistant barrier
- ✓ Revolutionary StrongLite high-strength aluminium one-piece sides, in Carrara White. Up to 40% stronger and 30% lighter
- ✓ 100% LED interior lighting, saving up to 80% battery consumption
- ✓ Balanced wheels for even wear and better fuel consumption



# Pretty. Practical. Protected.

Change the look and feel of your Avanté with a choice of interior soft furnishings.

The Havana upholstery is standard with the Avanté model and is supplied with 4x co-ordinating scatter cushions and 2x armrest cushions as standard.

Alternatively you can opt for fabric schemes from our other Elddis caravan ranges in your Avanté. Whichever fabric you choose, you can also opt for wraparound seating in the front lounge. This option allows you to keep the chest of drawers, so you can switch up the layout as you like! (excl. L-shape 454).




**ActivCare® Technology**  
All fabric ranges benefit from ActivCare. Premium quality stain free technology.

STANDARD: HAVANA FABRIC UPHOLSTERY



OPTIONAL: RIVIERA FABRIC



OPTIONAL: ELYSÉE FABRIC (WITH PETFRIENDLY TECHNOLOGY)



OPTIONAL: CO-ORDINATED BEDDING SET AVAILABLE



OPTIONAL: HYPNOS MATTRESS UPGRADE



Please refer to the full price list for details of all options.

# Modern. Lightweight. Versatile.

Choose from 7 exceptional Avante models, all available from your nearest approved Eddis Caravan Retailer.



Detailed 360 Tours of every model online now [www.eddis.co.uk](http://www.eddis.co.uk)



Find your perfect caravan and Get Your Quote at [www.eddis.co.uk](http://www.eddis.co.uk)

## 454

2 Berth  
Single Axle



The bright and spacious L-shaped lounge is designed for total relaxation.

Pop up the table and you're all set for dinner or entertaining family and friends.

## 550

4 Berth  
Single Axle



The Avante 550 is a great lightweight island bed single-axle model.

This model features a separate bathroom and shower cubicle amidships, which can be sectioned off to create en-suite facilities.

## 554

4 Berth  
Single Axle



The Avante 554 is a hugely popular single-axle layout with retractable transverse island bed and rear bathroom.

The Avante 554 features a beautifully stylish and spacious end-bathroom / dressing area.

## New 585

5 Berth  
Single Axle






A brand new layout for 2022 Season, the Avante 585 is a flexible, family friendly caravan.

The front lounge has parallel seating - perfect for mealtimes - and converts to a sizeable double bed. The L-Shape rear lounge is the perfect space for the kids to call their own. The rear lounge can be made into a double bed, with or without the pop-up bunk above, or can be used as a single bed with pop-up bunk. Alternate, depending on who you're travelling with!



## 840




 6 Berth  
 Twin Axle  
 8ft-wide

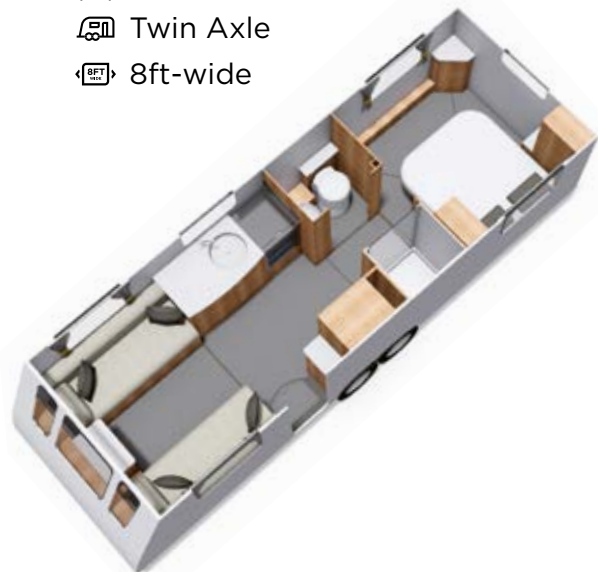


The Avante 840 layout is highly versatile and incredibly spacious.

The U-shaped dinette converts to a double bed at night and the huge front lounge makes an enormous bed, too. The rear 'French' double bed completes the hat-trick, whilst a family-sized bathroom and kitchen provide all mod-cons.

## 860




 4 Berth  
 Twin Axle  
 8ft-wide

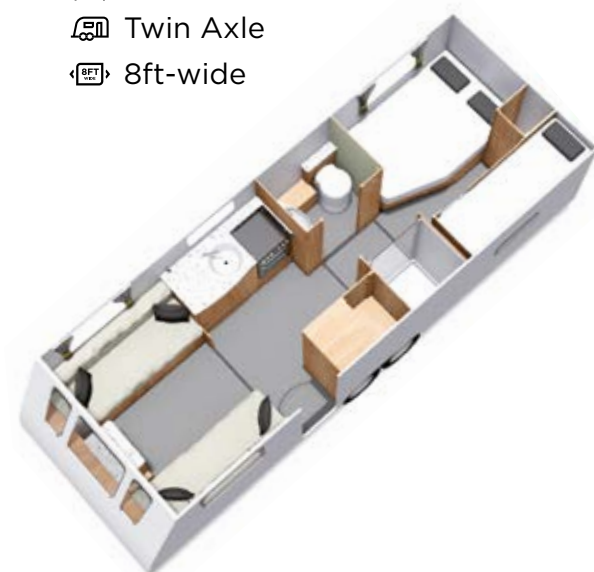


The Avante 860 features a bright and airy rear bedroom, with transverse retractable bed.

The bedroom is separated from the vast living area by the shower room and vanity - which can be used either as a couple's en-suite or a family bathroom.

## 868

 6 Berth  
 Twin Axle  
 8ft-wide



The rear of the Avante 868 is dedicated to sleeping soundly with a fixed 'French' double bed and two spacious bunk pods.

The bathroom and separate shower close from both the rear bedroom and front of van - creating en-suite flexibility. The front lounge also transforms into a large double bed.

AVANTÉ 868



AVANTÉ 868



AVANTÉ 860



AVANTÉ 840



<<< **8FT** >>>  
 WIDE

## Layout Options

8ft wide Avanté models offer unparalleled space and unique layouts, making the most of the extra space in every way!







AFFINITY 550



Sophisticated. Luxurious.  
Lightweight.



Choose from 4 single-axle Elddis Affinity models.

The multi-award-winning Affinity is an exciting and unique range of lightweight, luxury touring caravans – all with Alde's central heating system, Sky-Scape panoramic sunroof – yet all weighing in at less than 1500kgs MTPLM!



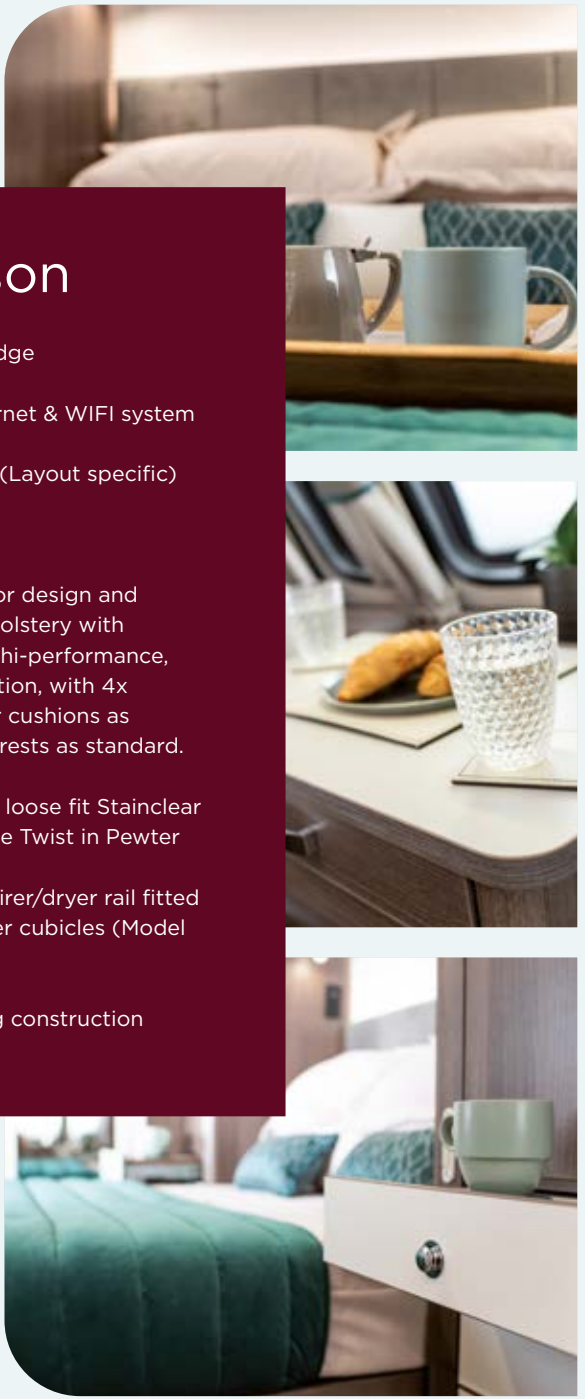
# Key Features

- ✓ AL-KO galvanised steel chassis with AL-KO AKS 3004 stabiliser and ATC Trailer Control System for smooth towing performance and exceptional stability. The AL-KO system comes with shock absorbers and receiver for optional AL-KO wheel locks, plus AL-KO Euro over-run device with 2-way assisted handbrake
- ✓ Retractable bed to 554 and 550, creating a comfortable daybed and 400mm additional floorspace during the day. Improved access in night-time position (Transverse bed only)
- ✓ 1400 x 440 Large Heki Lux Stargazer rooflight incorporating pleated blind and flyscreen
- ✓ Thetford K1520 MK2 Black gloss enamelled oven, grill and dual fuel hob with spark ignition and 800W electric hotplate, three gas burners with smoked glass lid.
- ✓ Linear Stainless Steel sink, with removable sink cover/chopping board and drainer
- ✓ External gas barbecue point with Easy-Slide chariot-style socket
- ✓ Teleco Teleplus X2/39U directional aerial
- ✓ External satellite point, 12V outlet with solar panel connectivity, aerial point and 230V external socket
- ✓ GRP underskin to caravan floor providing a water resistant barrier
- ✓ Alarm system with PIR (Passive Infra Red) and leg sensor
- ✓ Feature shelf unit (selected models)
- ✓ Exterior access locker door with 230v socket
- ✓ Pioneer radio - compatible with iPhone and Android. Includes USB input, Advanced Remote Control App (your smartphone becomes the RC) and Anti-theft detachable panel. Spotify and Apple Music compatible
- ✓ Balanced wheels for even wear and better fuel consumption
- ✓ Stunning panoramic Sky-Scape sunroof giving a flood of natural light into the front dinette
- ✓ Wide front panel and locker, with streamlined styling, inset decals and grab handles. Three opening double glazed windows
- ✓ ABS rear panel with streamlined integrated rear light cluster and LED high level brake light
- ✓ Exclusive Tardis sports alloy wheels
- ✓ Luxurious Cassino Ash craftsman built cabinetry with 24mm class-leading 'Quiet-Close' locker construction and storage, with removable shelves and positive locking, with contrast kitchen units in Tavira
- ✓ LED Lighting concept throughout
- ✓ Quality and craftsmanship in every detail, including traditional dove-tailed drawers
- ✓ Ecocamel Orbit water-saving Halo shower head with built-in Aircore Technology

## NEW FEATURES

## 2022 Season

- ✓ Dometic series 10 fridge
- ✓ Optional Mobile Internet & WIFI system
- ✓ Optional TV bracket (Layout specific)
- ✓ New graphics
- ✓ Contemporary interior design and luxurious Riviera upholstery with ActivCare protected hi-performance, lightweight construction, with 4x co-ordinating scatter cushions as standard and 4x armrests as standard.
- ✓ Removable luxurious loose fit Stainclear carpet in Hebblestone Twist in Pewter
- ✓ Drop down clothes airer/dryer rail fitted as standard to shower cubicles (Model specific)
- ✓ New shaped bedding construction



AFFINITY 520



AFFINITY 574



AFFINITY 574



AFFINITY 550





# Stylish. Sleek. Sophisticated.

The Alde 24hr programmable central heating in the Affinity range ensures the perfect temperature, all year round.

Hot showers are assured, of course, and they go further with the water-saving Ecocamel Orbit shower. Our mattresses and seating give the ultimate support, whether lounging or sleeping and ActivCare fabric keeps your Affinity looking as good as new, as any spills simply wipe clean with water.



All Affinity caravans are built with fully-bonded SoLiD Construction

10 / TEN YEAR WATER INGRESS & BODY INTEGRITY WARRANTY

All Affinity caravans come with 10 Year Water Ingress & Body Integrity Warranty



- ✓ Alde 24-hr multi-programmable central and water heating system. Runs on gas, electric (up to 3.15kW) or both with new easy-to-use LCD touchscreen control with night-time display setting. Now with automotive-standard Glycol G13 Antifreeze coolant
- ✓ ALDE Load Monitor (allows you to programme the max 230V current to prevent you exceeding the site's electrical capacity)
- ✓ LCD display control panel, monitors battery levels

### More Technology Features

- ✓ GRP underskin to caravan floor providing a water resistant barrier
- ✓ 100% LED interior lighting, saving up to 80% battery consumption
- ✓ Fully protected mains electric system with up to eight 230V sockets
- ✓ Exterior access locker door with 230V socket



# Tailored. Comfort. Homely.

Change the look and feel of your Affinity with a choice of interior soft furnishings.

The Riviera upholstery is standard with Affinity and is supplied with 4x co-ordinating scatter cushions and 4x armrest cushions as standard.

Alternatively you can opt for fabric schemes from our other Elddis caravan ranges in your Affinity. Whichever fabric you choose, you can also opt for wraparound seating in the front lounge. This option allows you to keep the chest of drawers, so you can switch up the layout as you like!



**ActivCare® Technology**  
All fabric ranges benefit from ActivCare. Premium quality stain free technology.



STANDARD: RIVIERA FABRIC UPHOLSTERY



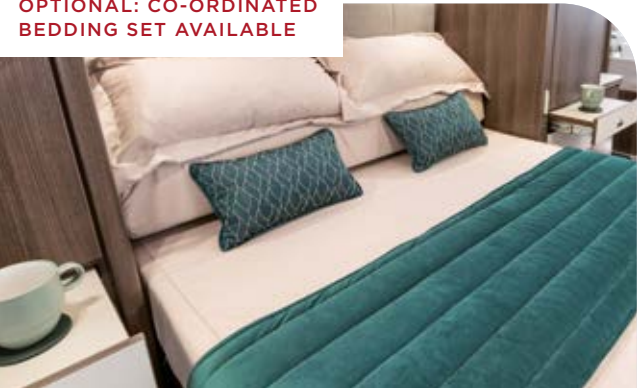
OPTIONAL: HAVANA FABRIC



OPTIONAL: ELYSÉE FABRIC (WITH PETFRIENDLY TECHNOLOGY)



OPTIONAL: CO-ORDINATED BEDDING SET AVAILABLE



OPTIONAL: HYPNOS MATTRESS UPGRADE



Please refer to the full price list for details of all options.



# Refined. Luxurious. Lightweight.

Choose from 4 exceptional Affinity models, all available from your nearest approved Eddis Caravan Retailer.



Detailed 360 Tours of every model online now [www.eddis.co.uk](http://www.eddis.co.uk)



Find your perfect caravan and Get Your Quote at [www.eddis.co.uk](http://www.eddis.co.uk)

## 520

2 Berth  
Single Axle



Designed for two, the front lounge can be used as two single beds or made up as a super-size double.

Amidships is a beautifully spacious kitchen with sideboard and further storage. The rear boasts one of our most spacious bathroom yet, with separate shower cubicle, dressing room and copious wardrobe and storage space.

## 550

4 Berth  
Single Axle



Always popular, this classic island bed layout continues in the 2022 Season.

With the bathroom located amidships creating an en-suite style room the Affinity 550 looks and feels luxurious. The island bed retracts in daytime mode and is flanked by wardrobes and windows either side.

## 554

4 Berth  
Single Axle



A best-selling layout, this transverse island bed layout benefits from a full-width rear bathroom.

Creating a bright open feel accentuated by the Sky-Scape panoramic front window and Stargazer rooflight, it's easy to appreciate the 554's appeal.

## 574

4 Berth  
Single Axle



With super-comfortable beds at the rear and the central bathroom, this layout works equally well for couples, families or those who like the option of travelling with friends!

The bathroom can be sectioned off to create a couple's en-suite or a family bathroom – the best of both worlds.





CRUSADER BOREALIS



Innovative. Inspiring.  
Discerning.



Choose from 2 single-axle and 3 twin-axle Eddis Crusader models.

The Crusader range offers 5\* luxury with style and specification to leave the competition standing. Boasting innovation in every detail and offering unique and high level specification as standard, the Crusader is the first and only choice for all serious caravan connoisseurs!



## Key Features

- ✓ AL-KO chassis with AKS 3004 stabiliser, Euro over-run device and ATC Trailer Control System for smooth towing performance and exceptional stability. The AL-KO system comes with shock absorbers and 'Big Feet' heavy duty corner steadies as standard, plus 2-way assisted handbrake
- ✓ Aero Privacy flush-fit double-glazed side windows with night ventilation position, pleated blinds and flyscreens
- ✓ Fixed bed mattresses are lightweight, yet super-supportive with soft-touch Argentum+ anti-bacterial and anti-allergy technology with Silver
- ✓ 1400 x 440 Large Heki Lux Stargazer rooflight incorporating pleated blind and flyscreen, with stylish surround and independently switched integrated downlights
- ✓ Thetford K1520 MK2 Black Gloss oven, grill and dual-fuel hob with spark ignition and 800W electric hotplate, three gas burners with smoked glass lid, additional oven shelf and interior light
- ✓ TRACKER® Thatcham Cat 7 approved tracker (includes first 12 months subscription)
- ✓ External satellite point, 12V outlet with solar panel connectivity, aerial point and 230V external socket
- ✓ Teleco Teleplus X2/39U directional aerial
- ✓ Multi-speed omnivent (extracts and blows air)
- ✓ AL-KO Diamond Standard Secure wheel lock (single axle models include one wheel lock, twin axle models include two wheel locks and an AL-KO side mounted jack)
- ✓ Pioneer radio - compatible with iPhone and Android. Includes USB input, Advanced Remote Control App (your smartphone becomes the RC) and anti-theft detachable panel. Spotify and Apple Music compatible
- ✓ LED large awning light with drip deflector above door, plus additional offside services light
- ✓ Stunning panoramic Sky-Scape sunroof giving a flood of natural light into the front dinette
- ✓ Large Silver gas locker door with dual gas struts and large universal gas bottle storage
- ✓ Exclusive Tardis sports alloy wheels with wheel spats
- ✓ Contemporary Ashton craftsman built cabinetry with Grid feature and inset Chrome detail, 24mm class-leading locker construction and storage, with removable shelves, positive locking and 'Quiet-Close'. Contrasting kitchen units in Metropolis with contrast Grid trim detail
- ✓ Soft close fittings to all drawers and side hung doors
- ✓ Stylish low level LED lighting
- ✓ Fully lined domestic style shower cubicles with LED lighting

### NEW FEATURES

## 2022 Season

- ✓ Dometic series 10 fridge
- ✓ Domestic style kitchen tap
- ✓ Kitchen splashback design
- ✓ Optional Mobile internet & WiFi system
- ✓ Optional TV bracket (Layout specific)
- ✓ Wireless charger with x2 USB outlets
- ✓ New graphics
- ✓ Sumptuous Elysée with ActivCare+ Pet Friendly protected upholstery in hi-performance, lightweight construction, with 4x co-ordinating scatter cushions as standard and 4x armrests as standard
- ✓ Removable luxurious loose fit Stainclear carpet in Hebblestone Twist in Pewter



CRUSADER BOREALIS



CRUSADER STORM



CRUSADER ZEPHYR SHOWN IN OPTIONAL LEATHER



CRUSADER BOREALIS





# Considered. Class-leading. Innovative.

Crusader boasts a huge array of specification that is not just stylish – but smart too! Alde programmable central heating – with a handy Load Limiter so you’ll never ‘trip out’, on board water tanks and home-from-home facilities.

The interior design not only looks fabulous, it is also family and pet-friendly, so you can keep your Crusader clean, even if they aren’t!



All Crusader caravans are built with fully-bonded SoLiD Construction

10 / TEN YEAR WATER INGRESS & BODY INTEGRITY WARRANTY

All Crusader caravans come with 10 Year Water Ingress & Body Integrity Warranty



- ✓ Alde 24-hr multi-programmable central and water heating system. Runs on gas, electric (up to 3.15kW) or both with new easy-to-use LCD touchscreen control with night-time display setting. Now with automotive-standard Glycol G13 Antifreeze coolant.
- ✓ ALDE Load Monitor (allows you to programme the max 230v current to prevent you exceeding the site's electrical capacity)
- ✓ LCD display control panel, monitors battery and water levels

### More Technology Features

- ✓ Revolutionary StrongLite high-strength aluminium one-piece sides in Champagne. Up to 40% stronger and 30% lighter
- ✓ GRP underskin to caravan floor providing a water resistant barrier
- ✓ Wastemaster as standard
- ✓ Aquasource waterline for direct connection to mains supply
- ✓ 40L Onboard water tank giving 80L of continuous water supply (using water source auto changeover)
- ✓ 100% LED interior lighting, saving up to 80% battery consumption



# Sumptuous. Supportive. Stylish.

Change the look and feel of your Crusader with a choice of interior soft furnishings.

The Elysée upholstery is standard with Crusader and is supplied with 4x co-ordinating scatter cushions and 4x armrest cushions as standard.

Alternatively, you can opt for fabric schemes from our other Elddis caravan ranges in your Crusader. Whichever fabric you choose, you can also opt for wraparound seating in the front lounge. This option allows you to keep the chest of drawers, so you can switch up the layout as you like!



**ActivCare® Technology**  
All fabric ranges benefit from ActivCare. Premium quality stain free technology.



**PetFriendly Technology**  
Crusader's standard Elysée fabric is also designed to be PetFriendly. Fabric has anti-allergen technology and is anti-snag – keeping your Crusader looking its best!



STANDARD: ELYSÉE PETFRIENDLY FABRIC UPHOLSTERY




OPTIONAL: ELYSÉE LEATHER UPHOLSTERY




OPTIONAL: HAVANA FABRIC UPHOLSTERY



OPTIONAL: RIVIERA FABRIC UPHOLSTERY



OPTIONAL: CO-ORDINATED BEDDING SET AVAILABLE



OPTIONAL: HYPNOS MATTRESS UPGRADE



Please refer to the full price list for details of all options.



# Innovative. Inspiring. Discerning.

Choose from 5 exceptional  
Crusader models – all available  
from your nearest approved  
Elddis Caravan Retailer.



Detailed **360 Tours** of  
every model online now  
[www.elddis.co.uk](http://www.elddis.co.uk)



Find your perfect caravan  
and **Get Your Quote** at  
[www.elddis.co.uk](http://www.elddis.co.uk)

## Aurora

4 Berth  
Single Axle



The Crusader Aurora is a  
single-axle model with retractable  
island bed.

This model features a separate bathroom  
and shower cubicle amidships which can be  
sectioned off to create en-suite facilities or a  
family bathroom – depending on your needs.

## Mistral

4 Berth  
Single Axle



The Crusader Mistral is a  
single-axle model with retractable  
transverse bed.

It also consists of a luxurious end bathroom  
to the rear. A popular option for couples and  
families alike.

## Storm

4 Berth  
Twin Axle



The Crusader Storm is a twin-axle  
model with retractable transverse  
bed.

With a luxurious end bathroom to the rear,  
this model is a superb and spacious option for  
couples and families alike.

## Borealis

4 Berth  
Twin Axle



The twin-axle Crusader  
Borealis boasts a sumptuous  
L-shaped lounge with dedicated  
entertainment centre and 32" TV.

The lounge converts to a comfortable double  
bed at night. At the rear is a bright and  
spacious double bedroom, with retractable  
bed. The Borealis is equipped with a split-style  
washroom configuration, which can be used as  
an en-suite or family bathroom.

## Zephyr

4 Berth  
Twin Axle






This Crusader Zephyr is a  
twin-axle model with retractable  
transverse bed at the rear and  
superbly spacious lounge  
up-front.

Separated by luxurious washroom and shower  
room amidships. This central area can be  
closed off from both the bedroom and from  
the living area, creating a true en-suite layout.  
A flexible option for couples and families alike.



# Explore the world. Feel the thrills. Share the joy.

For all the latest Elddis news, views,  
videos, reviews and holiday inspiration  
follow us on Social Media:

-  @\_Elddis\_
-  @ElddisCompassBuccaneerXplore
-  @elddis\_compass\_buccaneerxplore







TECHNOLOGY PARTNERS



# The most advanced technology used in touring caravan engineering.



## Strong

SoLiD Construction means our caravans offer industry leading integrity and rigidity.



## Light

Fully bonded construction enables lighter vehicles which improves fuel consumption.



## Dry

Waterproof joints and 95% fewer exterior screws create an impenetrable water barrier.



The first and only fully-bonded construction system for touring caravans. SoLiD Construction uses a chemical bonding process which is used in Formula 1, aircraft and marine construction.

Find out more by visiting [www.elddis.co.uk/about](http://www.elddis.co.uk/about)



# Elddis

10 / TEN YEAR WATER INGRESS & BODY INTEGRITY WARRANTY

## Our Suppliers



Every one of our leisure vehicles proudly carries the NCC approved badge of quality. Elddis, Compass, Xplore and Buccaneer are trademarks of Erwin Hymer Group UK Ltd. Company Registration No. 02433663 England & Wales.

This brochure does not constitute an offer by Erwin Hymer Group UK Ltd. Erwin Hymer Group UK Ltd reserves the right to, and does alter from time to time, technical specifications, prices and model ranges as materials, model improvements and conditions require, and can accept no responsibility for discrepancies between these and subsequent models shown. This brochure is for guidance purposes only. Please be sure to check our full current and technical specifications with your retailer before placing your order. Please note that Approved Retailers are not the agents of Erwin Hymer Group UK Ltd. Accordingly they have no authority to bind Erwin Hymer Group UK Ltd or to make any representation or undertaking whatsoever on behalf of Erwin Hymer Group UK Ltd. Props shown in this brochure are for photographic purposes only and are not included in the specification. Bed covers and additional scatter cushions shown are for demonstration purposes only, similar co-ordinating sets are available to purchase from your Erwin Hymer Group UK Ltd retailer. Elddis, Compass, Xplore and Buccaneer products are covered against water ingress damage for 10 years from the original date of purchase of a new product. This applies to water ingress through any permanently sealed seam joints. If you purchase this vehicle as a used vehicle it may be possible to transfer the unexpired term of the warranty cover (up to a maximum of six years commencing at the original date of purchase from new). Full Terms and Conditions, including service intervals and exclusions can be found on the Elddis website [www.elddis.co.uk](http://www.elddis.co.uk) or by telephoning Erwin Hymer Group UK Ltd Customer Care Team.





This isn't the end...  
it's the beginning of a  
brand new adventure!

Choose Elddis and you join a growing community of caravanning friends. Join in and share your news, views and tips on one (or all!) of our Social Media channels.

**#FunStartsHere**



@\_Elddis\_



@ElddisCompassBuccaneerXplore



@elddis\_compass\_buccaneerxplore



**10** / TEN YEAR WATER INGRESS &  
BODY INTEGRITY WARRANTY