



2022 Motorhome and Campervan Range



10 / TEN YEAR WATER INGRESS &
BODY INTEGRITY WARRANTY



www.elddis.co.uk



autoquest

Choose from 6 coachbuilt Elddis Autoquest models.



autoquest

Choose from 4 Elddis Autoquest CV Campervan models. Also available in Metallic Slate Grey.



Introducing the all-new Elddis Motorhome & Campervan ranges 2022 Season

Autoquest - The British-built Autoquest remains one of the best-selling ranges of all time. It's award-winning formula, driving performance and unmatched value-for-money continues into the 2022 Season. Built on Peugeot.

Autoquest Campervans - Now in their fourth year, our campervans are a stellar success. We have 4 layouts to choose from, all based on the new Fiat Ducato - and all in demand! The CV range comes in two 2-berth and one 2-3 berth fixed roof layouts, plus the 4-berth pop-top CV80. Built on Fiat in Manual as standard, with Automatic options.

Accordo - The exceptional Accordo offers all of the attributes of our Autoquest coachbuilt models in a specially designed compact range. The new Accordo ranges comes with Champagne Gold sides and sporty styling. Built on Peugeot.

Encore - The Encore range offers an all-inclusive package with no hidden extras. Striking, sophisticated style and Champagne Gold exterior, unrivalled driving performance, class-leading craftsman built quality and hi-tech innovation - all at a surprisingly affordable price. Built on Fiat.



accordo

Choose from 3 coachbuilt compact Elddis Accordo models.



encore

Choose from 4 coachbuilt Elddis Encore models. Also available in Automatic options.



Elddis

autoquest

Motorhome

- 05 Overview
- 06 Key Features
- 08 Technology
- 09 Drive
- 10 Layout Options

Campervan

- 13 Overview
- 15 Key Features
- 16 Technology
- 17 Drive
- 18 Layout Options

accordo

- 21 Overview
- 22 Key Features
- 24 Technology
- 25 Drive
- 26 Layout Options

encore

- 29 Overview
- 30 Key Features
- 32 Technology
- 33 Drive
- 34 Layout Options

- 36 Community
- 38 SoLiD Construction



Advanced Engineering Technology



AUTOQUEST 196

 **autoquest**

**Stylish. Practical.
Affordable.**



The Autoquest delivers – with the perfect package: practical specification, driving performance and all the home comforts – at a surprisingly affordable price.

Outstanding drive performance is provided by a Peugeot Boxer 2.2 140bhp TDi Turbo Diesel for better fuel efficiency with six speed gearbox and Euro 6.2 engine with reduced emissions.

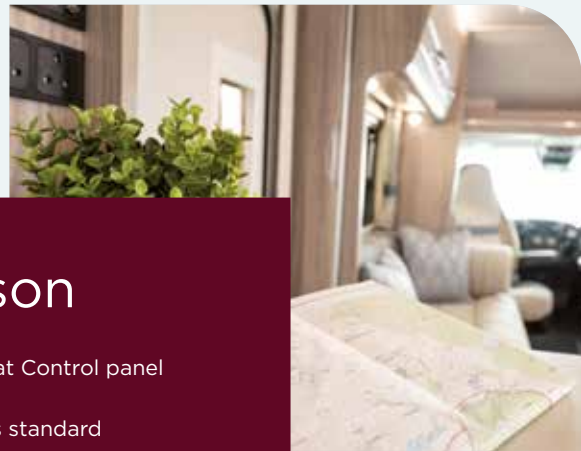
Key Features

- ✓ CompleteHeat Whale 4.7 kW Dual-fuel space-saving heating - fast, powerful and efficient, runs on gas and/or electric with quiet night-time setting - and ducted heating throughout including bathrooms
- ✓ Fully adjustable and co-ordinated swivel Captains' seats with armrests
- ✓ Full height spacious wardrobes with soft-close hinges (selected models)
- ✓ Fixed bed mattresses are lightweight, yet super-supportive with soft-touch Argentum+ anti-bacterial and anti-allergy technology with Silver
- ✓ Thetford K1520 MK2 Black gloss enamelled oven, grill and 3-burner gas hob with spark ignition, with smoked glass lid.
- ✓ Fridge-freezer with removable freezer unit
- ✓ Spare wheel and tyre
- ✓ DAB Radio with steering mounted controls
- ✓ Teleco Teleplus X2/39U Directional Aerial
- ✓ Low-level entrance step
- ✓ LED interior spotlights with concealed lights above overhead lockers (saving up to 80% battery consumption)
- ✓ GRP underskin to motorhome floor providing a water resistant barrier
- ✓ Fully protected mains electric system with up to six 240V sockets
- ✓ Low-line design with sleek sports-styling
- ✓ Ashton craftsman-built cabinetry with handcrafted dove-tailed drawers, overhead lockers with positive locking and removable shelves, co-ordinating Metropolis flush-fit kitchen units with Grid feature and Chrome inset detail
- ✓ Durable Taupe Grey worktops throughout, including bathroom unit tops
- ✓ Peugeot wheel trims
- ✓ Optional Alloy Wheels
- ✓ 100L underslung fresh water tank with manual water fill system (115 has 80L)
- ✓ 70L underslung waste water tank (115 has 40L)
- ✓ Whale Expanse dual-fuel underslung 8L water heater
- ✓ Boutique washbowl basin with click-clack plug, swan-neck mixer tap (exc 155)

NEW FEATURES

2022 Season

- ✓ Improved Whale Heat Control panel
- ✓ Passenger air bag as standard
- ✓ Cruise Control as standard
- ✓ Manual Air Con as standard
- ✓ Optional Mobile Internet & WIFI system
- ✓ Contemporary interior design and luxurious Mercury ActivCare with Hi-Performance, lightweight construction, with 4x co-ordinating scatter cushions as standard and 2x arm rests as standard
- ✓ Removable luxurious loose fit Stainclear carpet in Sivas in Pebble with press-studs
- ✓ New graphics



AUTOQUEST 155



AUTOQUEST 115



AUTOQUEST 185



AUTOQUEST 196



Smart. Stylish. Capable.

With all Eddis motorhomes, your safety is paramount, and no-one is more committed to your travelling safety.

All models are certified Grade III Thermal Insulation. Every one of our motorhomes come with a dedicated seatbelt for every berth and we continue to lead the way with our 'Belts = Berths' policy.



All Autoquest motorhomes are built with fully-bonded SoLiD construction

10 / TEN YEAR WATER INGRESS & BODY INTEGRITY WARRANTY

All Autoquest motorhomes come with 10 Year Water Ingress & Body Integrity Warranty



CompleteHeat

Adaptive and intuitive, the all-new CompleteHeat system by Whale is ultra-powerful, giving instant results.

- | | | |
|------------------------------|--------------------------|-------------------------|
| easy to use | hot water in 5mins | 40% faster heat up time |
| grade III thermal insulation | increased internal space | quiet night |

New Improved Whale Heat Control panel

- ✓ New modern display with capacitive touch operation
- ✓ Precise temperature control for user comfort
- ✓ Standby indication – Gas & Electric (Blue Standby – Orange on)
- ✓ Water Temperature Selection (Frost, Eco & High)
- ✓ Water temperature heat up status
- ✓ Auto dim function
- ✓ AC current limit selection
- ✓ Proximity sensor (lights up before you touch the panel)
- ✓ Single button reset at panel



- ✓ Peugeot Boxer 2.2 140Bhp HDi Turbo Euro 6.2 engine
- ✓ 6 Speed manual transmission
- ✓ DAB Radio with steering mounted controls with Bluetooth and USB
- ✓ Passenger air bag, cruise control and manual air con now as standard
- ✓ Remote central locking to cab
- ✓ Immobiliser with unique code
- ✓ Onboard trip computer
- ✓ TPMS (Tyre Pressure Monitoring Sensor)
- ✓ Power steering with adjustable steering wheel position
- ✓ Electric tinted cab windows
- ✓ Electric heated adjustable wing mirrors with indicators
- ✓ ABS brakes with emergency braking assistance
- ✓ Spare wheel and tyre
- ✓ Fully adjustable co-ordinated swivel Captain's seats with armrests



OPTIONAL: HYPNOS MATTRESS UPGRADE ON FIXED BED MODELS



ActivCare® Technology
Eddis Autoquest Mercury fabric benefits from ActivCare premium quality stain free technology.

OPTIONAL: CO-ORDINATED BEDDING SET AVAILABLE



Choose from 6 exceptional Autoquest models – all available from your nearest approved Elddis Motorhome Retailer.

115

2 Berth



A surprisingly spacious yet compact 2 berth motorhome.

The Autoquest 115 boasts a spacious end kitchen and a generous parallel lounge that converts to a supremely comfortable double bed.

★ 150

4 Berth



The Autoquest 150 boasts an extending island bed, flanked by capacious wardrobes, creating a bright and comfortable living space.

The front lounge converts into a further double bed, with foldaway Aguti travel seats beneath the bench seating – the perfect option for up to four!

★ 155

4 Berth



The Autoquest 155 offers the luxury of a fixed bed and lots of lounging space with additional fold-out travel seats so four can travel in safety.

This layout is the perfect option for two or four!

★ 185

4 Berth



The Autoquest 185 offers the luxury of fixed single beds, a luxurious rear bathroom and lots of lounging space, with additional fold-out travel seats so four can travel in safety.

This layout is the perfect option for two or four!

★ 194

4 Berth with Garage




The rear of the Autoquest 194 has a raised sleeping area, which can be used as two single beds – or, using the infill sections supplied, a luxury double.

Beneath this is a sizeable garage, with exterior access. At the front, the parallel lounge seats four (with foldaway travel seats) and converts to a further double bed. A great alternative for two or four travellers.

196

6 Berth with electric drop-down bed



The Autoquest 196 is a superb 6 berth with electric drop-down bed over the large front lounge.

In addition, it features a family-sized kitchen and bathroom amidships and a lovely light rear lounge which makes up into a huge double bed. The 196, of course, has 6 dedicated seatbelts so the whole family can travel in safety. This layout is the perfect option for adventurous families!





AUTOQUEST CV40

 **autoquest**

**Adept. Adventurous.
Affordable.**



Available alongside coachbuilt Autoquest models, the Autoquest CV range offers Elddis' style and specification in campervan format!

Converted from the ever-popular Fiat Ducato, the Autoquest CV range comes with manual transmission as standard (140Bhp) and an automatic option (140Bhp or 160Bhp) 2.2L engine.

All layouts available in Standard White or Optional Metallic Slate Grey .

Key Features

- ✓ CompleteHeat Whale 4.7 kW Dual-fuel space-saving heating - fast, powerful and efficient, runs on gas and/or electric with quiet night-time setting - and ducted heating throughout including bathrooms
- ✓ Fully adjustable and co-ordinated swivel Captains' seats with armrests
- ✓ Half-height wardrobe with soft-close hinges
- ✓ CV60 retractable Daybed mattress is lightweight, yet super-supportive with soft-touch Argentum+ anti-bacterial and anti-allergy technology with Silver
- ✓ Thetford Triplex oven, grill and 3-burner gas hob (with auto-shut-off safety function) and glass lid creating additional work surface
- ✓ Whale Expanse dual-fuel underslung 8L water heater
- ✓ Dometic 90L Fridge-freezer
- ✓ Teleco Wing Omni-Directional Aerial
- ✓ LED interior spotlights with concealed lights above overhead lockers (saving up to 80% battery consumption)
- ✓ Electric entrance step
- ✓ Ashton craftsman-built cabinetry with Metropolis feature strip, handcrafted dove-tailed drawers, overhead lockers with positive locking, contrasting Grid flush-fit kitchen units
- ✓ Durable Taupe Grey worktops throughout, including bathroom unit tops
- ✓ Fiat wheel trims
- ✓ Optional Alloy Wheels
- ✓ 90L underslung fresh water tank with manual water fill system
- ✓ 45L underslung waste water tank
- ✓ Boutique washbowl basin with click-clack plug

NEW FEATURES

2022 Season

- ✓ Improved Whale Heat Control Panel
- ✓ Fiat Ducato MultiJet 3 Euro 6D Final
- ✓ Passenger air bag, Cruise Control and Manual Air conditioning now as standard
- ✓ Optional Mobile Internet and WIFI System
- ✓ New Graphics
- ✓ Contemporary interior design and luxurious Mercury upholstery in ActivCare® with Hi-Performance, lightweight construction, with 2x co-ordinating scatter cushions as standard
- ✓ Removable luxurious loose fit Stainclear carpet in Silvas in Feather with press-studs



AUTOQUEST CV80



AUTOQUEST CV80



AUTOQUEST CV60



AUTOQUEST CV20



Fun. Fresh. Flexible.

Fiat Ducato is synonymous with optimum safety and performance. It is equipped with advanced control and safety technology.

The Autoquest Campervan offers countless technological innovations that can be easily and effectively managed from the driver's seat, improving safety, increasing comfort, optimising driving performance and ensuring state-of-the-art infotainment.

Our Campervans are configured for year-round use, with Grade III Thermal insulation certification. Our simple, easy-to-use space and water heating systems are not only super-efficient, but also free-up valuable onboard storage space.



All Autoquest Campervans are built with fully-bonded SoLiD Construction



All Autoquest Campervans come with 10 Year Water Ingress & Body Integrity Warranty



ActivCare® Technology
Elddis Autoquest Mercury fabric benefits from ActivCare premium quality stain free technology



CompleteHeat

Adaptive and intuitive, the all-new CompleteHeat system by Whale is ultra-powerful, giving instant results

easy to use

hot water in 5mins

40% faster heat up time

grade III thermal insulation

increased internal space

quiet night

NEW Improved Whale Heat Control panel

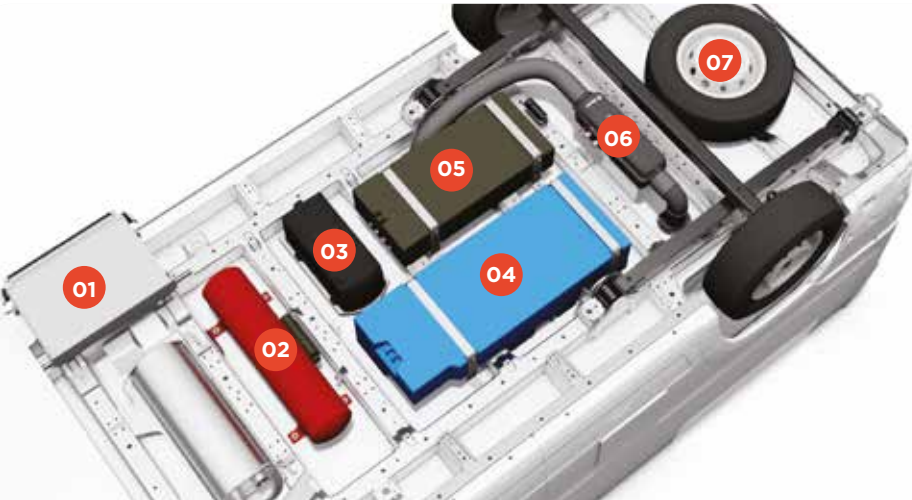
- ✓ New modern display with capacitive touch operation
- ✓ Precise temperature control for user comfort
- ✓ Standby indication – Gas & Electric (Blue Standby – Orange on)
- ✓ Water Temperature Selection (Frost, Eco & High)
- ✓ Water temperature heat up status
- ✓ Auto dim function
- ✓ AC current limit selection
- ✓ Proximity sensor (lights up before you touch the panel)
- ✓ Single button reset at panel



- ✓ Fiat Ducato 2.2L 140Bhp with Automatic option (140Bhp or 160Bhp)
- ✓ Remote central locking to cab
- ✓ Spare wheel and tyre
- ✓ Immobiliser with unique code
- ✓ Onboard trip computer
- ✓ ABS brakes with emergency braking assistance
- ✓ Bluetooth and USB
- ✓ 25L LPG tank as standard
- ✓ TPMS (Tyre Pressure Monitoring Sensor)
- ✓ Power steering with adjustable steering wheel position
- ✓ Electric tinted cab windows
- ✓ Electric headed adjustable wing mirrors with indicators

- ✓ Fiat Ducato series 8 chassis cab
- ✓ Auto lights & wipers as standard
- ✓ Redesigned front Grille
- ✓ 3.5" Display Cluster with new white backlighting
- ✓ 5" Colour display as standard with Bluetooth, USB Connection, Audio streaming and DAB Radio.
- ✓ Optional 7" Touchscreen HD colour display with DAB Radio, wireless Apple CarPlay/Android Auto for mirroring apps and maps. Voice Assistant, Audio streaming, pinch & swipe technology and USB and Bluetooth connection.
- ✓ Optional 10" Radio NAV Touchscreen HD colour display with embedded navigation, wireless Apple CarPlay/Android Auto for mirroring Apps & Maps. Voice Assistant, Pinch and swipe technology and USB or Bluetooth connection.
- ✓ Double USB in Cab
- ✓ Seat Belt Reminder
- ✓ Brand-new electric power steering system giving you improved driving pleasure
- ✓ Completely restyled door panel with 4 different size storage areas and new speaker design with improved audio performance

Every aspect of your Elddis Campervan has been carefully considered to give you the very best of both worlds.



- | | |
|--|--|
| 01 Thule 500mm electronic entrance step | 05 45L Waste water tank |
| 02 25L LPG tank | 06 Whale® CompleteHeat 4.7kW underslung dual fuel heating (gas and electric) |
| 03 Whale® Expanse dual fuel 8L underslung water heater | 07 Full-size spare wheel |
| 04 90L Fresh water tank | |

Class-leading heating systems are not only super-efficient, but they're also cleverly housed - along with all the other essential services - securely beneath your Campervan.

This ensures optimum living and storage space on-board, creating a home for everything you need for your Campervan adventure.

Choose from 4 Eddis Autoquest Campervans – all available from your nearest approved Eddis Campervan Retailer.



Detailed 360 Tours of every model online now www.eddis.co.uk



Find your perfect Autoquest campervan and **Get Your Quote** at www.eddis.co.uk

CV20

2 Berth



The Autoquest CV20 is the perfect campervan for singles or couples.

Longer bench seating at the rear can be used as single beds or made up into a sumptuous double.

CV40

3 Berth



The Autoquest CV40 boasts a Pullman-style lounge up-front which can be made up into a single bed.

The rear lounge converts to a double bed – creating a flexible 3-berth campervan.

CV60

2 Berth



The Autoquest CV60 rear lounge boasts a comfy daybed which converts to a double bed for a perfect night's sleep.

Available with Hypnos® mattress upgrade.

CV80 with Pop-Top

4 Berth



The CV80 is a 4 berth family-friendly layout, with double bed in the Pop-Top, above the well-lit Pullman-style lounge at the front.

The rear lounge also converts to a double bed – and of course, being a 4 berth, the CV80 comes with 4 belted seats for safe travel.

Working in partnership with Erwin Hymer Group, we are able to provide this pioneering Pop-Top model, with cutting-edge technology, at a competitor-busting price, creating an exciting model to satisfy growing UK demand.



ACCORDO 105

 **accordo**

Compact. Sporty.
Spacious.



The Accordo is a compact, sporty coachbuilt motorhome range. Despite its diminutive dimensions, this range is Tardis-like inside – under 2.6m in height and less than 6m in length, with 6'4" internal headroom.

FEATURES

Key Features

- ✓ CompleteHeat Whale 4.7 kW Dual-fuel space-saving heating - fast, powerful and efficient, runs on gas and/or electric with quiet night-time setting - and ducted heating throughout including bathrooms
- ✓ Fully adjustable and co-ordinated swivel Captains' seats with armrests
- ✓ Spacious soft-close wardrobes with easy access
- ✓ Beds measure up to 6'6" for greater comfort.
- ✓ Combination oven and grill
- ✓ 3 burner black enamel gas hob including high speed multi-function burner (for wok or large frying pan), spark ignition, flame failure protection and durable cover creating additional work surface
- ✓ Fridge with removable freezer unit
- ✓ Passenger air bag as standard
- ✓ Cruise Control as standard
- ✓ Manual Air Con as standard
- ✓ Spare wheel and tyre
- ✓ DAB Radio with steering mounted controls
- ✓ Teleco Teleplus X2/39U Directional Aerial
- ✓ Generous storage area with easy loading via large external access door (135 only)
- ✓ Sky-view® opening cab sunroof with blind
- ✓ GRP underskin to motorhome floor providing a water resistant barrier
- ✓ Fully protected mains electric system with up to six 230V sockets
- ✓ Revolutionary Strong-Lite high-strength aluminium one-piece sides in Champagne Gold. Up to 40% stronger and 30% lighter
- ✓ Ashton craftsman-built cabinetry with Metropolis feature, with handcrafted dove-tailed drawers, overhead lockers with positive locking and removable shelves, co-ordinating Grid flush-fit kitchen units with Chrome inset detail
- ✓ Durable Taupe Grey worktops throughout, including bathroom unit tops
- ✓ LED interior spotlights with concealed lights above overhead lockers (saving up to 80% battery consumption)
- ✓ Peugeot wheel trims
- ✓ Optional Alloy Wheels
- ✓ 90L fresh water tank with manual water fill system (120 is 70L)
- ✓ Whale Expanse dual-fuel underslung 8L water heater
- ✓ 70L waste water tank

NEW FEATURES

2022 Season

- ✓ Improved Whale Heat Control panel
- ✓ Optional Mobile Internet & WIFI system
- ✓ Contemporary interior design and luxurious Mercury upholstery in ActivCare® with Hi-Performance, lightweight construction, with 4x co-ordinating scatter and 2x arm rests as standard
- ✓ Removable luxurious loose fit Stainclear carpet in Sivas in Feather with press-studs
- ✓ New Graphics



ACCORDO 120



ACCORDO 105



ACCORDO 135



ACCORDO 135



Neat. Nifty. Nimble.

Outstanding drive performance provided by a Peugeot Boxer 2.2 140bhp TDi Turbo Diesel for better fuel efficiency with six speed gearbox and Euro 6.2 engine with reduced emissions.

The Accordo range unlike most other motorhomes is built on a standard Peugeot chassis, which we do not modify, keeping the integrity of the Peugeot chassis gives the Accordo unrivalled driving qualities.



All Accordo motorhomes are built with fully-bonded SoLiD Construction

10 / TEN YEAR WATER INGRESS & BODY INTEGRITY WARRANTY

All Accordo motorhomes come with 10 Year Water Ingress & Body Integrity Warranty




CompleteHeat

Adaptive and intuitive, the all-new CompleteHeat system by Whale is ultra-powerful, giving instant results.

- | | | |
|------------------------------|--------------------------|-------------------------|
| easy to use | hot water in 5mins | 40% faster heat up time |
| grade III thermal insulation | increased internal space | quiet night |

NEW Improved Whale Heat Control panel

- ✓ New modern display with capacitive touch operation
- ✓ Precise temperature control for user comfort
- ✓ Standby indication – Gas & Electric (Blue Standby – Orange on)
- ✓ Water Temperature Selection (Frost, Eco & High)
- ✓ Water temperature heat up status
- ✓ Auto dim function
- ✓ AC current limit selection
- ✓ Proximity sensor (lights up before customer touches panel)
- ✓ Single button reset at panel



- ✓ Peugeot Boxer 2.2 140Bhp HDi Turbo Euro 6.2 engine
- ✓ 6 speed manual transmission
- ✓ DAB radio with steering mounted controls with Bluetooth and USB
- ✓ Remote central locking to cab
- ✓ Immobiliser with unique code
- ✓ Onboard trip computer
- ✓ TPMS (Tyre Pressure Monitoring Sensor)
- ✓ Power steering with adjustable steering wheel position
- ✓ Electric tinted cab windows
- ✓ Electric heated adjustable wing mirrors with indicators
- ✓ ABS brakes with emergency braking assistance
- ✓ Spare wheel and tyre
- ✓ Fully adjustable and co-ordinated swivel Captain's seats with armrests



ActivCare® Technology
Elddis Accordo Mercury fabric benefits from ActivCare. Premium quality stain free technology.

Choose from 3 exceptional Accordo models – all available from your nearest approved Elddis Motorhome retailer.



Detailed 360 Tours of every model online now www.elddis.co.uk



Find your perfect Accordo motorhome and **Get Your Quote** at www.elddis.co.uk

105

2 Berth



A best-selling compact coachbuilt motorhome for two.

The front lounge converts into a double bed - or use the driver and passenger seats to make two single beds. The side kitchen comes equipped with everything you need for a touring holiday, whilst the rear bathroom - with its separate shower cubicle - proves that with the compact Accordo there really are no compromises!

120

2 Berth



A great compact coachbuilt motorhome for two!

The rear lounge-diner provides two single beds or converts to a vast double bed. The side kitchen comes equipped with everything you need for a touring holiday.

135

3 Berth with Rear Loading Access



A popular compact coachbuilt motorhome for two to three people!

The front dinette converts into a single bed for a small adult or child, with rear lounge which multi-tasks! At night, convert to a sizeable double bed. When travelling, stow the seats in the upright position to create a vast storage space, accessed from both the rear outside locker door or from the inside of the motorhome.

ACCORDO 105



ACCORDO 120



ACCORDO 135





ENCORE 250



Advanced. Adept.
All-inclusive.



The luxury motorhome with a modest price tag. Spacious and streamlined, the Encore range offers an all-inclusive package with no hidden extras.

Striking, sophisticated style, unrivalled driving performance, class-leading craftsman-built quality and hi-tech innovation – all at a surprisingly affordable price.

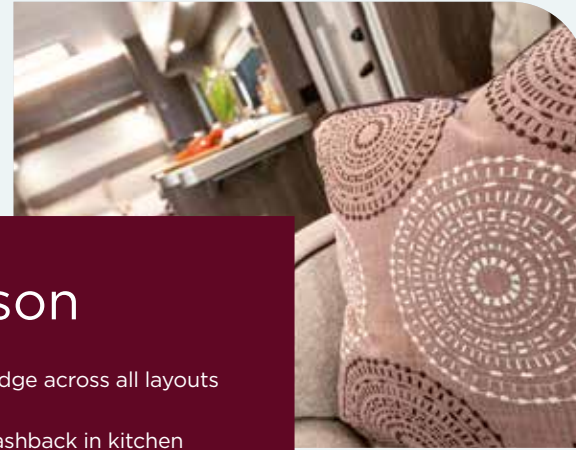
Key Features

- ✓ Improved Alde 24-hr multi-programmable central and water heating system. Runs on gas, electric (up to 3.15KW) or both with new easy-to-use LCD touchscreen control with night-time display setting. Now with automotive-standard Glycol G13 Antifreeze coolant.
- ✓ Beds measure up to 6'6" for greater comfort.
- ✓ Fixed bed mattresses are lightweight, yet super-supportive with soft-touch Argentum+ anti-bacterial and anti-allergy technology with Silver
- ✓ Thetford K1520 MK2 Black Gloss Oven, grill and dual fuel hob with spark ignition and 800w electric hotplate, three gas burners with smoked glass lid, additional oven shelf and interior light.
- ✓ 800W Microwave with microwave isolation switch
- ✓ Alde fan assisted heating to cab
- ✓ Winter pack included as standard: Tank heaters and waste pipe insulation and fridge vent covers
- ✓ 2x Underfloor battery box each suitable for 1 battery (one Class A battery supplied as standard)
- ✓ Sky-view® opening cab sunroof with blind
- ✓ Rails for rear mounted Fiamma Pro cycle rack
- ✓ GRP underskin to motorhome floor providing a water resistant barrier
- ✓ Fully protected mains electric system with up to seven 230V sockets
- ✓ Revolutionary Strong-Lite high-strength aluminium one-piece sides in Champagne. Up to 40% stronger and 30% lighter
- ✓ Cassino Ash craftsman built No-Rattle cabinetry with Chrome trim detail and Tavira contrast detailing, with 24mm class-leading locker construction, removable shelves and positive locking. Soft-close hinges on all side-hung doors.
- ✓ Optional Fiat 16" Alloy Wheels
- ✓ 100L underslung fresh water tank with manual water fill system
- ✓ 100L underslung waste water tank (250 has 60L)
- ✓ Ecocamel Orbit water-saving Halo shower head with built-in Aircore Technology
- ✓ Extending clothes airer/dryer in shower cubicles
- ✓ Boutique washbowl basin with click-clack plug and swan-neck mixer tap
- ✓ Chrome-effect bathroom accessories, plus additional towel hooks
- ✓ Fully-lined separate shower cubicle (exc. 250 layout)

NEW FEATURES

2022 Season

- ✓ Dometic series 10 fridge across all layouts
- ✓ Platinum Acrylic splashback in kitchen
- ✓ Domestic style kitchen tap
- ✓ Optional Mobile Internet and WIFI system
- ✓ Wireless charger with 2x USB points
- ✓ Sumptuous Mandala ActivCare and Pet Friendly upholstery with hi-performance, lightweight construction, with 4x co-ordinating scatter cushions and 4x armrests as standard
- ✓ Removable Hebblestone Twist in Pavilion Grey luxurious loose fit carpet with press-studs
- ✓ New Graphics



ENCORE 275



ENCORE 255



ENCORE 250



ENCORE 285



Practical. Prestige. Powerful.

Alde programmable central heating comes as standard and ensures your Encore is exactly the right temperature, with long hot showers on demand.

All Elddis motorhomes adhere to our 'Belts = Berths' policy and you will find foldaway, belted travel seats on all three of our 4 berth Encore models – and these are now ISOFIX compatible too.



Belts = Berths



All Encore motorhomes are built with fully-bonded SoLiD Construction

10 / TEN YEAR WATER INGRESS & BODY INTEGRITY WARRANTY

All Encore motorhomes come with 10 Year Water Ingress & Body Integrity Warranty



ActivCare® Technology

Elddis Encore Mandala fabric benefits from ActivCare. Premium quality stain free technology. Fabric is PetFriendly too, meaning it is both snag-proof and hypoallergenic.



- ✓ Improved Alde 24hr multi-programmable central and water heating system. Runs on gas, electric (up to 3.15kW) or both with easy-to-use LCD touchscreen control with night-time display setting. Now with automotive standard Glycol G13 antifreeze coolant

- ✓ Alde fan assisted heating in cab

More Technology Features

- ✓ Conveniently placed 12V control panel, incorporating water pump, lighting circuits, fresh water tank level and waste warning indication when full
- ✓ Entrance door with window blind, fly screen and waste bin with integrated dustpan and brush
- ✓ External Easy-slide chariot-style socket
- ✓ LED Awning light with drip deflector
- ✓ Aguti foldaway seat frames (selected models) now with Isofix



- ✓ Fiat Ducato 2.2L 140Bhp with Automatic option (140 or 160Bhp)
- ✓ Driver and Passenger airbags
- ✓ Spare wheel and tyre as standard
- ✓ Cruise Control
- ✓ Pleated windscreen and side cab window blinds
- ✓ Cab air conditioning with internal and external temperature display
- ✓ Bluetooth and USB
- ✓ Extra wide rear track, giving a sportier look and improved road handling
- ✓ Fully adjustable and co-ordinated swivel Captains seats with armrests

- ✓ Fiat Ducato series 8 chassis cab
- ✓ Auto lights & wipers as standard
- ✓ Redesigned front Grille
- ✓ 3.5" Display Cluster with new white backlighting
- ✓ 5" Colour display as standard with Bluetooth, USB Connection, Audio streaming and DAB Radio.
- ✓ Optional 7" Touchscreen HD colour display with DAB Radio, wireless Apple CarPlay/Android Auto for mirroring apps and maps. Voice Assistant, Audio streaming, pinch & swipe technology and USB and Bluetooth connection.
- ✓ Optional 10" Radio NAV Touchscreen HD colour display with embedded navigation, wireless Apple CarPlay/Android Auto for mirroring Apps & Maps. Voice Assistant, Pinch and swipe technology and USB or Bluetooth connection.
- ✓ Double USB in Cab
- ✓ Seat Belt Reminder
- ✓ Brand-new electric power steering system giving you improved driving pleasure
- ✓ Completely restyled door panel with 4 different size storage areas and new speaker design with improved audio performance

STANDARD MANDALA INTERIOR WITH ACTIVCARE AND PETFRIENDLY UPHOLSTERY



OPTIONAL LEATHER UPHOLSTERY



OPTIONAL: HYPNOS MATTRESS UPGRADE AVAILABLE ON 250, 255 AND 285 MODELS



OPTIONAL: CO-ORDINATED BEDDING SET AVAILABLE



Choose from 4 exceptional
Encore models – all available
from your nearest approved
Elddis motorhome retailer



Detailed 360 Tours of
every model online now
www.elddis.co.uk



Find your perfect Encore
motorhome and **Get Your
Quote** at www.elddis.co.uk

★ 250

🛏 4 Berth



The Encore 250 boasts an
extending island bed, flanked by
capacious wardrobes, creating a
bright, comfortable living space.

The front lounge converts into a further
double bed, with foldaway Aguti travel seats
beneath the bench seating – the perfect
option for up to four!

★ 255

🛏 4 Berth



A traditional fixed 'French-bed'
layout, the Encore 255
accommodates four, with ease.

The front lounge converts into a further
double bed with foldaway seating concealed
neatly beneath – so even if used as a couple's
motorhome, there's always the option of
taking family or friends too!

275

🛏 2 Berth



A luxurious 2 berth, the Encore
275 has the largest of lounges.

At night, use the sumptuous parallel bench
seating as two single beds or convert into
a large double. The Encore 275 boasts the
largest of bathrooms and a beautiful
L-shaped kitchen.

★ 285

🛏 4 Berth



The Encore 285 boasts fixed
single beds and a large full-width
rear bathroom.

The front lounge converts to a double bed,
with foldaway travel seats neatly hidden
beneath. Another great choice for couples
with the flexibility to accommodate friends!



These models feature foldaway travel seats concealed within the bench-style seating, with fully-homologated seatbelts and ISOFIX, giving you flexibility and ensuring passenger safety on the road

Explore the world. Feel the thrills. Share the joy.

For all the latest Elddis news, views, videos, reviews and holiday inspiration follow us on Social Media:



@_Elddis_



@ElddisCompassBuccaneerXplore



@elddis_compass_buccaneerxplore





TECHNOLOGY PARTNERS



The most advanced technology used in motorhome and campervan engineering.



Strong

SoLiD Construction means our motorhomes & campervans offer industry leading integrity & rigidity.



Light

Fully bonded construction enables lighter vehicles which improves fuel consumption.



Dry

Waterproof joints and 95% fewer exterior screws create an impenetrable water barrier.

The first and only fully-bonded construction system for motorhomes and campervans. SoLiD Construction uses a chemical bonding process which is used in Formula 1, aircraft and marine construction.

Find out more by visiting www.elddis.co.uk/about



Elddis

10 / TEN YEAR WATER INGRESS & BODY INTEGRITY WARRANTY

Our Suppliers



Every one of our leisure vehicles proudly carries the NCC approved badge of quality. Elddis, Compass, Xplore and Buccaneer are trademarks of Erwin Hymer Group UK Ltd. Company Registration No. 02433663 England & Wales.

This brochure does not constitute an offer by Erwin Hymer Group UK Ltd. Erwin Hymer Group UK Ltd reserves the right to, and does alter from time to time, technical specifications, prices and model ranges as materials, model improvements and conditions require, and can accept no responsibility for discrepancies between these and subsequent models shown. This brochure is for guidance purposes only. Some of the images in this brochure show preproduction models instead of final standard versions vehicles. Please be sure to check our full current and technical specifications with your retailer before placing your order. Please note that Approved Retailers are not the agents of Erwin Hymer Group UK Ltd. Accordingly they have no authority to bind Erwin Hymer Group UK Ltd or to make any representation or undertaking whatsoever on behalf of Erwin Hymer Group UK Ltd. Props shown in this brochure are for photographic purposes only and are not included in the specification. Bed covers and additional scatter cushions shown are for demonstration purposes only, similar co-ordinating sets are available to purchase from your Erwin Hymer Group UK Ltd retailer. Elddis, Compass, Xplore and Buccaneer products are covered against water ingress damage for 10 years from the original date of purchase of a new product. This applies to water ingress through any permanently sealed seam joints. If you purchase this vehicle as a used vehicle it may be possible to transfer the unexpired term of the warranty cover (up to a maximum of six years commencing at the original date of purchase from new). Full Terms and Conditions, including service intervals and exclusions can be found on the Elddis website www.elddis.co.uk or by telephoning Erwin Hymer Group UK Ltd Customer Care Team.



This isn't the end...
it's the beginning of a
brand new adventure!

Choose Elddis and you join a growing community of motorhome and campervan friends. Join in and share your news, views and tips on one (or all!) of our Social Media channels.

#FunStartsHere



@_Elddis_



@ElddisCompassBuccaneerXplore



@elddis_compass_buccaneerxplore



10 / TEN YEAR WATER INGRESS &
BODY INTEGRITY WARRANTY