



2021 Motorhome and Campervan Range



10 / TEN YEAR WATER INGRESS &
BODY INTEGRITY WARRANTY



www.elddis.co.uk



autoquest

Choose from 6 coachbuilt Elddis Autoquest models.



autoquest

Choose from 4 Elddis Autoquest CV Campervan models, including new Pop-Top CV80. Also available in Metallic Slate Grey and with Automatic options.



Introducing the all-new Elddis Motorhome & Campervan ranges 2021 Season

Autoquest - The British-built Autoquest remains one of the best-selling ranges of all time. It's award-winning formula, driving performance and unmatched value-for-money continues into the 2021 Season. Built on Peugeot.

Autoquest Campervans - Launched in 2019, the Autoquest campervan range goes from strength-to-strength in the 2021 Season with the introduction of the all-new CV80 pop-top model to complement the standard campervan models. Built on Fiat in Manual as standard, with Automatic options.

Accordo - The exceptional Accordo offers all of the attributes of our Autoquest coachbuilt models in a specially designed compact range. The Accordo range comes with Champagne Gold sides and sporty styling. Built on Peugeot.

Encore - The Encore range offers an all-inclusive package with no hidden extras. Striking, sophisticated style and Champagne Gold exterior, unrivalled driving performance, class-leading craftsman built quality and hi-tech innovation – all at a surprisingly affordable price. Built on Fiat in Manual as standard, with Automatic options.



accordo

Choose from 3 coachbuilt compact Elddis Accordo models.



encore

Choose from 4 coachbuilt Elddis Encore models. Also available in Automatic options.



autoquest

Motorhome

- 05 Overview
- 06 Key Features
- 08 Technology
- 09 Drive
- 10 Layout Options

Campervan

- 13 Overview
- 15 Key Features
- 16 Technology
- 17 Drive
- 18 Layout Options

accordo

- 21 Overview
- 22 Key Features
- 24 Technology
- 25 Drive
- 26 Layout Options

encore

- 29 Overview
- 30 Key Features
- 32 Technology
- 33 Drive
- 34 Layout Options

- 36 Community
- 38 SoLiD Construction



Advanced Engineering Technology



AUTOQUEST 196

 **autoquest**

Stylish. Practical.
Affordable.



The Autoquest delivers – with the perfect package: practical specification, driving performance and all the home comforts – at a surprisingly affordable price.

Outstanding drive performance is provided by a Peugeot Boxer 2.2 140bhp TDi Turbo Diesel for better fuel efficiency with six speed gearbox and Euro 6.2 engine with reduced emissions.

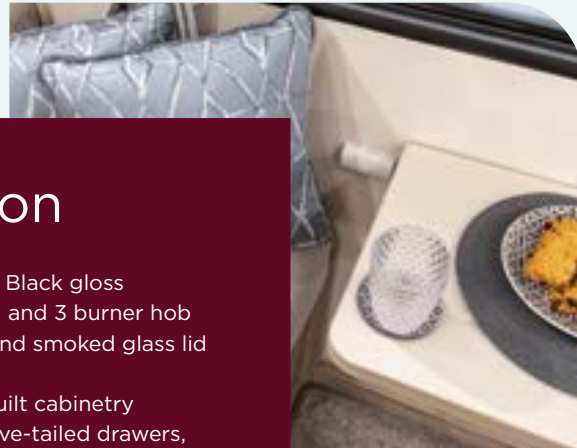
Key Features

- ✓ CompleteHeat Whale 4.3kW dual-fuel space saving heating – runs on gas and/or electric with quiet night-time setting – ducted heating throughout including bathrooms
- ✓ Low-line design with sleek sports-styling
- ✓ Low-level entrance step
- ✓ Spare wheel and tyre
- ✓ GRP underskin to motorhome floor providing a water-resistant barrier
- ✓ Fully adjustable and co-ordinated swivel Captain's seats with armrests
- ✓ Aguti foldaway seat frames (selected models) with ISOFIX
- ✓ Fully protected mains electric system with up to six 240V sockets
- ✓ Teleco Teleplus X2/39U directional aerial
- ✓ DAB radio with steering mounted controls
- ✓ Full height spacious wardrobes with soft-close hinges (selected models)
- ✓ 95L fridge-freezer (194 has 85L) with removable freezer unit
- ✓ Exclusive 'Easy-Glide' bed technology for easy bed conversion
- ✓ LED interior spotlights with concealed lights above overhead lockers
- ✓ 'Easy-Slide' chariot-style sockets
- ✓ Midi Heki as standard
- ✓ Whale Expanse dual-fuel underslung 8L water heater
- ✓ Whale Duo Control combination controller
- ✓ Boutique washbowl basin with click-clack plug, swan-neck mixer tap (excl. 155)
- ✓ 100L Underslung fresh water tank with manual water fill system (115 has 80L)
- ✓ 70L Underslung waste water tank (115 has 40L)
- ✓ Peugeot wheel trims
- ✓ Optional alloy wheels
- ✓ Fixed bed mattresses are lightweight, yet super-supportive with soft-touch Argentum+ anti-bacterial and anti-allergy technology with Silver
- ✓ Outstanding drive performance is provided by a Peugeot Boxer 2.2 140bhp TDi Turbo Diesel for better fuel efficiency with six speed gearbox and Euro 6.2 engine with reduced emissions
- ✓ Exterior door with window, fly-screen and integrated waste bin
- ✓ Hypnos mattress upgrade available on 150, 155, 185 and 194

NEW FEATURES

2021 Season

- ✓ Thetford K1520 MK2 Black gloss enamelled oven, grill and 3 burner hob with spark ignition and smoked glass lid
- ✓ Ashton craftsman-built cabinetry with handcrafted dove-tailed drawers, overhead lockers with positive locking and removable shelves. Co-ordinating Metropolis flush-fit kitchen units with 'Grid' feature and Chrome inset detail
- ✓ Contemporary interior design and luxurious Argyle ActivCare with hi-performance, lightweight construction, with 4x co-ordinating scatter cushions as standard and 2x armrests as standard
- ✓ Durable Taupe Grey worktops throughout including bathroom unit tops
- ✓ New LED lighting concept throughout
- ✓ Improved corner vanity / dressing table (150 only)
- ✓ Removable luxurious loose fit Stainclear carpet in Hebblestone Twist in Pewter with press studs



AUTOQUEST 196



AUTOQUEST 196



AUTOQUEST 115



AUTOQUEST 115



Smart. Stylish. Capable.

With all Eddis motorhomes, your safety is paramount, and no-one is more committed to your travelling safety.

All models are certified Grade III Thermal Insulation. Every one of our motorhomes come with a dedicated seatbelt for every berth and we continue to lead the way with our 'Belts = Berths' policy.



All Autoquest Motorhomes are built with fully-bonded SoLiD Construction

10 / TEN YEAR WATER INGRESS & BODY INTEGRITY WARRANTY

All Autoquest Motorhomes come with 10 Year Water Ingress & Body Integrity Warranty



CompleteHeat

Adaptive and intuitive, the CompleteHeat system by Whale is ultra-powerful, giving instant results.

easy to use

hot water in 5mins

40% faster heat up time

grade III thermal insulation

increased internal space

quiet night

More Technology Features

- ✓ Revolutionary 'StrongLite' high-strength aluminium one-piece sides. Up to 40% stronger and 30% lighter
- ✓ Whale Expanse dual-fuel 8L underslung water heater
- ✓ 12V control panel, incorporating water pump, lighting circuits, fresh water tank level and waste warning light when full
- ✓ Whale Duo Control combination controller
- ✓ VIN CHIP theft deterrent and identification system
- ✓ LED interior lighting, saving up to 80% battery consumption
- ✓ Aguti foldaway travel seats (Autoquest 150, 155, 185 and 194) ISOFIX child-seat compatible



- ✓ Peugeot Boxer 2.2 140Bhp HDi Turbo Euro 6.2 engine
- ✓ 6 speed manual transmission
- ✓ DAB radio with steering mounted controls with Bluetooth and USB
- ✓ Remote central locking to cab
- ✓ Immobiliser with unique code
- ✓ Onboard trip computer
- ✓ TPMS (Tyre Pressure Monitoring Sensor)
- ✓ Power steering with adjustable steering wheel position
- ✓ Electric tinted cab windows
- ✓ Electric heated adjustable wing mirrors with indicators
- ✓ ABS brakes with emergency braking assistance
- ✓ Spare wheel and tyre
- ✓ Fully adjustable co-ordinated swivel Captain's seats with armrests



OPTIONAL: HYPNOS MATTRESS UPGRADE



Autoquest Lux Pack option includes:

- ✓ Cab Air Conditioning
- ✓ Cruise Control
- ✓ Passenger Airbag



ActivCare® Technology
Eddis Autoquest Argyle fabric benefits from ActivCare premium quality stain free technology.

Choose from 6 exceptional Autoquest models – all available from your nearest approved Elddis Motorhome Retailer.

115

2 Berth



A surprisingly spacious yet compact 2 berth motorhome.

The Autoquest 115 boasts a spacious end kitchen and a generous parallel lounge that converts to a supremely comfortable double bed.

☆ New 150

4 Berth



The new Autoquest 150 boasts an extending island bed, flanked by capacious wardrobes, creating a bright and comfortable living space.

The front lounge converts into a further double bed, with foldaway Aguti travel seats beneath the bench seating – the perfect option for up to four!

☆ 155

4 Berth



The Autoquest 155 offers the luxury of a fixed bed and lots of lounging space with additional fold-out travel seats so four can travel in safety.

This layout is the perfect option for two or four!

☆ 185

4 Berth



The Autoquest 185 offers the luxury of fixed single beds, a luxurious rear bathroom and lots of lounging space, with additional fold-out travel seats so four can travel in safety.

This layout is the perfect option for two or four!

☆ 194

4 Berth with Garage




The rear of the Autoquest 194 has a raised sleeping area, which can be used as two single beds – or, using the infill sections supplied, a luxury double.

Beneath this is a sizeable garage, with exterior access. At the front, the parallel lounge seats four (with foldaway travel seats) and converts to a further double bed. A great alternative for two or four travellers.

196

6 Berth with electric drop-down bed



The Autoquest 196 is a superb 6 berth with electric drop-down bed over the large front lounge.

In addition, it features a family-sized kitchen and bathroom amidships and a lovely light rear lounge which makes up into a huge double bed. The 196, of course, has 6 dedicated seatbelts so the whole family can travel in safety. This layout is the perfect option for adventurous families!





AUTOQUEST CV60

 **autoquest**

Adept. Adventurous.
Affordable.



Available alongside coachbuilt Autoquest models, the Autoquest CV range offers Elddis style and specification in campervan format and now with a Pop-Top layout, too!

Converted from the ever-popular Fiat Ducato, the Autoquest CV range comes with manual transmission as standard (140Bhp) and an automatic option (140Bhp or 160Bhp) 2.3L engine.

All layouts available in Standard White or Optional Metallic Slate Grey.

FEATURES

Key Features

- ✓ CompleteHeat Whale 4.3kW dual-fuel space saving heating – runs on gas and/or electric with quiet night-time setting – ducted heating throughout including bathrooms
- ✓ 25L Underslung LPG tank
- ✓ Spare wheel and tyre
- ✓ DAB radio with steering mounted controls
- ✓ Electric entrance step
- ✓ Whale Expanse dual-fuel underslung 8L water heater
- ✓ 90L Underslung fresh water tank with manual water fill system
- ✓ 45L Underslung waste water tank
- ✓ Boutique washbowl basin with click-clack plug
- ✓ Fully protected mains electric system with three 240V sockets
- ✓ Thetford Triplex oven, grill and 3-burner gas hob (with auto-shut-off safety function) and glass lid creating additional work surface
- ✓ CV60 retractable daybed mattress is lightweight, yet super-supportive with soft-touch Argentum+ anti-bacterial and anti-allergy technology with Silver
- ✓ Half-height wardrobe with soft-close hinges
- ✓ Teleco wing omnidirectional aerial
- ✓ Fiat wheel trims
- ✓ Optional alloy wheels
- ✓ 'Easy-Slide' chariot-style sockets
- ✓ Optional Metallic Slate Grey exterior colour
- ✓ Hypnos mattress upgrade available on CV60

NEW FEATURES

2021 Season

- ✓ New Layout: Pop-top CV80 with Anthracite grey elevated roof. Gas strut assisted with audible alarm upon engine start if elevated. Elevated roof double mattress with sprung wooden slats and ventilation. Midi Heki as standard in elevated roof. Foldable ladder for roof access
- ✓ Dometic 90L fridge freezer
- ✓ New Graphics
- ✓ Contemporary interior design and luxurious Argyle upholstery in ActivCare with hi-performance, lightweight construction with 2x co-ordinating scatter cushions as standard
- ✓ Ashton craftsman-built cabinetry with Metropolis feature strip, handcrafted dove-tailed drawers, overhead lockers with positive locking, contrasting Grid flush-fit kitchen units
- ✓ Durable Taupe Grey worktops throughout including bathroom unit tops
- ✓ Removable luxurious loose fit Stainclear carpet in Hebblestone Twist in Pewter with press-studs



NEW AUTOQUEST CV80 POP-TOP



NEW AUTOQUEST CV80 POP-TOP



AUTOQUEST CV20



AUTOQUEST CV60



Fun. Fresh. Flexible.

Fiat Ducato is synonymous with optimum safety and performance. It is equipped with advanced control and safety technology.

The Autoquest Campervan offers countless technological innovations that can be easily and effectively managed from the driver's seat, improving safety, increasing comfort, optimising driving performance and ensuring state-of-the-art infotainment.

Our Campervans are configured for year-round use. Our simple, easy-to-use space and water heating systems are not only super-efficient, but also free-up valuable onboard storage space.



All Autoquest Campervans are built with fully-bonded SoLiD Construction

10 / TEN YEAR WATER INGRESS & BODY INTEGRITY WARRANTY

All Autoquest Campervans come with 10 Year Water Ingress & Body Integrity Warranty



CompleteHeat

Adaptive and intuitive, the CompleteHeat system by Whale is ultra-powerful, giving instant results.

easy to use

hot water in 5mins

40% faster heat up time

grade III thermal insulation

increased internal space

quiet night

More Technology Features

- ✓ 12V control panel, incorporating water pump, lighting circuits, fresh water tank level and waste warning light when full
- ✓ Whale Expanse dual-fuel underslung 8L water heater
- ✓ Whale Duo Control combination controller
- ✓ VIN CHIP theft deterrent and identification system
- ✓ LED interior lighting, saving up to 80% battery consumption




- ✓ Fiat Ducato 2.3L 140Bhp with Automatic option (140Bhp or 160Bhp)
- ✓ Remote central locking to cab
- ✓ Spare wheel and tyre
- ✓ Immobiliser with unique code
- ✓ Onboard trip computer
- ✓ ABS brakes with emergency braking assistance
- ✓ Bluetooth and USB
- ✓ 25L LPG tank as standard
- ✓ TPMS (Tyre Pressure Monitoring Sensor)
- ✓ Power steering with adjustable steering wheel position
- ✓ Electric tinted cab windows
- ✓ Electric headed adjustable wing mirrors with indicators



ActivCare® Technology
Elddis Autoquest Argyle fabric benefits from ActivCare. Premium quality stain free technology.

Every aspect of your Elddis Campervan has been carefully considered to give you the very best of both worlds.



- | | |
|--|--|
| 01 Thule 500mm electronic entrance step | 05 45L Waste water tank |
| 02 25L LPG tank | 06 Whale® CompleteHeat 4.3kW underslung dual fuel heating (gas and electric) |
| 03 Whale® Expanse dual fuel 8L underslung water heater | 07 Full-size spare wheel |
| 04 90L Fresh water tank | |

Class-leading heating systems are not only super-efficient, but they're also cleverly housed - along with all the other essential services - securely beneath your Campervan.

This ensures optimum living and storage space on-board, creating a home for everything you need for your Campervan adventure.

Choose from 4 Eddis Autoquest Campervans – all available from your nearest approved Eddis Campervan Retailer.



Detailed 360 Tours of every model online now www.eddis.co.uk



Find your perfect Autoquest campervan and **Get The Best Deal** at www.eddis.co.uk

CV20

2 Berth



The Autoquest CV20 is the perfect campervan for singles or couples.

Longer bench seating at the rear can be used as single beds or made up into a sumptuous double.

CV40

3 Berth



The Autoquest CV40 boasts a Pullman-style lounge up-front which can be made up into a single bed.

The rear lounge converts to a double bed – creating a flexible 3 berth campervan.

CV60

2 Berth



The Autoquest CV60 rear lounge boasts a comfy daybed which converts to a double bed for a perfect night's sleep.

Available with Hypnos® mattress upgrade.

New CV80 with Pop-Top

4 Berth



The all-new CV80 is a 4 berth family-friendly layout, with double bed in the Pop-Top, above the well-lit Pullman-style lounge at the front.

The rear lounge also converts to a double bed – and of course, being a 4 berth, the CV80 comes with 4 belted seats for safe travel.

Working in partnership with Erwin Hymer Group, we are able to provide this pioneering new Pop-Top model, with cutting-edge technology, at a competitor-busting price, creating an exciting new model to satisfy growing UK demand.



ACCORDO 105

 **accordo**

Compact. Sporty.
Spacious.



The Accordo is a compact, sporty coachbuilt motorhome range. Despite its diminutive dimensions, this range is Tardis-like inside – under 2.6m in height and less than 6m in length, with 6'4" internal headroom.

FEATURES

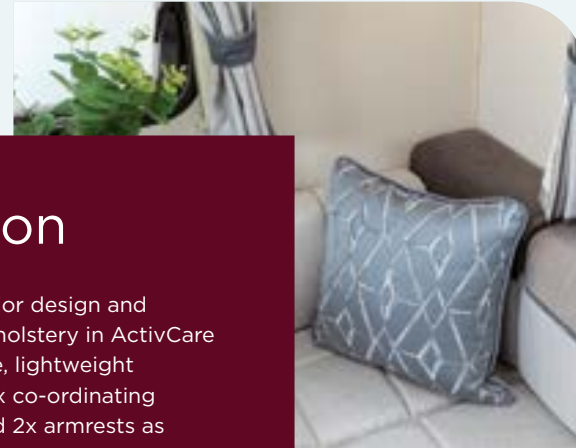
Key Features

- ✓ 4.3kW space-saving Whale heating – runs on gas and/or electric with quiet night-time setting and ducted heating throughout including bathrooms
- ✓ Outstanding drive performance provided by a Peugeot Boxer 2.2 140bhp TDi Turbo Diesel for better fuel efficiency with six speed gearbox and Euro 6.2 engine with reduced emissions
- ✓ Revolutionary ‘StrongLite’ high-strength Aluminium one-piece sides in Champagne Gold. Up to 40% stronger and 30% lighter
- ✓ Fully adjustable and co-ordinated swivel Captain’s seats with armrests
- ✓ Spacious soft-close wardrobes with easy access
- ✓ Beds measure up to 6’6” for greater comfort
- ✓ Combination oven and grill
- ✓ 3 burner black enamel gas hob including high speed multi-function burner (for wok or large frying pan), spark ignition, flame failure protection and durable cover creating additional work surface
- ✓ 95L fridge with removable freezer unit
- ✓ Cruise Control
- ✓ Spare wheel and tyre
- ✓ DAB radio with steering mounted controls
- ✓ Teleco Teleplus X2/39U directional aerial
- ✓ Sky-view opening cab sunroof with blind
- ✓ Generous storage area with easy loading via large external access door (135 only)
- ✓ GRP underskin to motorhome floor providing a water-resistant barrier
- ✓ LED interior spotlights with concealed lights above overhead lockers (saving up to 80% battery consumption)
- ✓ Peugeot wheel trims
- ✓ Optional alloy wheels
- ✓ 90L fresh water tank with manual water fill system (120 is 70L)
- ✓ Water Expanse dual fuel underslung 8L water heater
- ✓ 70L Waste water tank
- ✓ Midi Heki tilting panoramic rooflight with pleated blind and separate fly-screen
- ✓ Compartment for 2x gas bottles with fitted gas regulator
- ✓ ‘Easy-Slide’ chariot-style sockets

NEW FEATURES

2021 Season

- ✓ Contemporary interior design and luxurious Argyle upholstery in ActivCare with hi-performance, lightweight construction with 4x co-ordinating scatter cushions and 2x armrests as standard
- ✓ Durable Taupe Grey worktops throughout including bathroom unit tops
- ✓ Removable luxurious loose fit Stainclear carpet in Hebblestone Twist in Pewter with press-studs
- ✓ New Graphics
- ✓ Ashton craftsman-built cabinetry with Metropolis feature, with handcrafted dove-tailed drawers, overhead lockers with positive locking and removable shelves, co-ordinating Grid flush-fit kitchen units with Chrome inset detail



ACCORDO 120



ACCORDO 120



ACCORDO 105



ACCORDO 105



Neat. Nifty. Nimble.

Outstanding drive performance provided by a Peugeot Boxer 2.2 140bhp TDi Turbo Diesel for better fuel efficiency with six speed gearbox and Euro 6.2 engine with reduced emissions.

The Accordo range unlike most other motorhomes is built on a standard Peugeot chassis, which we do not modify, keeping the integrity of the Peugeot chassis gives the Accordo unrivalled driving qualities.



All Accordo Motorhomes are built with fully-bonded SoLiD Construction

10 / TEN YEAR WATER INGRESS & BODY INTEGRITY WARRANTY

All Accordo Motorhomes come with 10 Year Water Ingress & Body Integrity Warranty



CompleteHeat

Adaptive and intuitive, the CompleteHeat system by Whale is ultra-powerful, giving instant results.



More Technology Features

- ✓ Revolutionary 'StrongLite' high-strength aluminium one-piece sides in Champagne Gold. Up to 40% stronger and 30% lighter
- ✓ Whale Expanse dual-fuel 8L underslung water heater
- ✓ Grade III Thermal Insulation for year-round use
- ✓ 12V control panel, incorporating water pump, lighting circuits, fresh water tank level and waste warning light when full
- ✓ Whale Duo Control combination controller
- ✓ VIN CHIP theft deterrent and identification system
- ✓ LED interior lighting, saving up to 80% battery consumption



- ✓ Peugeot Boxer 2.2 140Bhp HDi Turbo Euro 6.2 engine
- ✓ 6 speed manual transmission
- ✓ DAB radio with steering mounted controls with Bluetooth and USB
- ✓ Remote central locking to cab
- ✓ Immobiliser with unique code
- ✓ Onboard trip computer
- ✓ TPMS (Tyre Pressure Monitoring Sensor)
- ✓ Power steering with adjustable steering wheel position
- ✓ Electric tinted cab windows
- ✓ Electric heated adjustable wing mirrors with indicators
- ✓ ABS brakes with emergency braking assistance
- ✓ Spare wheel and tyre
- ✓ Fully adjustable and co-ordinated swivel Captain's seats with armrests



ActivCare® Technology
Elddis Accordo Argyle fabric benefits from ActivCare. Premium quality stain free technology.

Choose from 3 exceptional
Accordo models – all available
from your nearest approved
Elddis Motorhome retailer.



Detailed 360 Tours of
every model online now
www.elddis.co.uk



Find your perfect Accordo
motorhome and **Get The Best
Deal** at www.elddis.co.uk

105

2 Berth



A best-selling compact coachbuilt
motorhome for two.

The front lounge converts into a double
bed - or use the driver and passenger seats
to make two single beds. The side kitchen
comes equipped with everything you need for
a touring holiday, whilst the rear bathroom -
with its separate shower cubicle - proves that
with the compact Accordo there really are no
compromises!

120

2 Berth



A great compact coachbuilt
motorhome for two!

The rear lounge-diner provides two single
beds or converts to a vast double bed. The
side kitchen comes equipped with everything
you need for a touring holiday.

135

3 Berth with
Rear Loading
Access



A popular compact coachbuilt
motorhome for two to three
people!

The front dinette converts into a single bed
for a small adult or child, with rear lounge
which multi-tasks! At night, convert to a
sizeable double bed. When travelling, stow the
seats in the upright position to create a vast
storage space, accessed from both the rear
outside locker door or from the inside of the
motorhome.



ACCORDO 120



ACCORDO 105



ACCORDO 105



ENCORE 255



Advanced. Adept.
All-inclusive.



The luxury motorhome with a modest price tag. Spacious and streamlined, the Encore range offers an all-inclusive package with no hidden extras.

Striking, sophisticated style, unrivalled driving performance, class-leading craftsman-built quality and hi-tech innovation – all at a surprisingly affordable price.

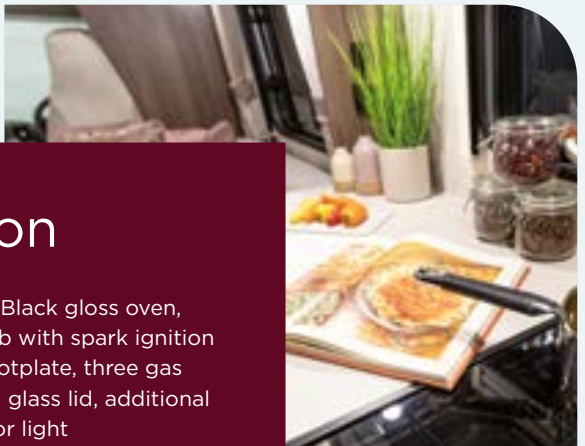
Key Features

- ✓ Fiat Ducato 2.3L 140Bhp with Automatic option (140 or 160Bhp)
- ✓ Improved Alde 24hr multi-programmable central and water heating system. Runs on gas, electric (up to 3.15kW) or both. Now with automotive standard Glycol G13 antifreeze coolant
- ✓ Fixed bed mattresses are lightweight, yet super-supportive with soft-touch Argentum+ antibacterial and anti-allergy technology with Silver
- ✓ Fridge freezer with removable freezer compartment
- ✓ Fully adjustable and co-ordinated swivel Captains seats with armrests
- ✓ Cab air conditioning with internal and external temperature display
- ✓ Extra wide rear track, giving a sportier look and improved road handling
- ✓ Alde fan assisted heating to cab
- ✓ Winter pack included as standard: Tank heaters and waste pipe insulation and fridge vent covers
- ✓ 2x underfloor battery box each suitable for 1 battery (one Class A battery supplied)
- ✓ 800W microwave
- ✓ Cruise Control
- ✓ Sky-view opening cab sunroof with blind
- ✓ GRP underskin to motorhome floor providing a water-resistant barrier
- ✓ Rails for rear mounted cycle rack
- ✓ Revolutionary 'StrongLite' high-strength aluminium one-piece sides in Champagne. Up to 40% stronger and 30% lighter
- ✓ Cassino Ash craftsman built 'No-Rattle' cabinetry with Chrome trim detail and Tavira contrasting detailing
- ✓ Optional Fiat 16" alloy wheels
- ✓ 100L Underslung fresh water tank with manual water fill system
- ✓ 100L Underslung waste water tank (60L waste in Encore 250)
- ✓ Ecocamel Orbit water-saving Halo shower head with built-in Aircore Technology
- ✓ Extending clothes airer/drying in shower cubicles
- ✓ Fully-lined separate shower cubicle (excl. 250)
- ✓ Midi Heki tilting panoramic rooflight with pleated blind and separate fly-screen
- ✓ Aguti foldaway seat frames (excl. 275) with ISOFIX
- ✓ 'Easy-Slide' chariot-style sockets

NEW FEATURES

2021 Season

- ✓ Thetford K1520 MK2 Black gloss oven, grill and dual-fuel hob with spark ignition and 800W electric hotplate, three gas burners with smoked glass lid, additional oven shelf and interior light
- ✓ Sumptuous Arabesque ActivCare and PetFriendly upholstery with hi-performance, lightweight construction with 4x co-ordinating scatter cushions and 4x armrests as standard
- ✓ Durable Taupe Grey smooth-finish worktops with Taupe brushed-effect acrylic edging in kitchen and co-ordinating Taupe Grey bathroom unit tops
- ✓ Removable Panama Silver luxurious loose fit carpet with press studs
- ✓ New Graphics



ENCORE 275



ENCORE 255



ENCORE 255



ENCORE 275



Practical. Prestige. Powerful.

Alde programmable central heating comes as standard and ensures your Encore is exactly the right temperature, with long hot showers on demand.

All Elddis motorhomes adhere to our ‘Belts = Berths’ policy and you will find foldaway, belted travel seats on all three of our 4 berth Encore models – and these are now ISOFIX compatible too.



All Encore Motorhomes are built with fully-bonded SoLiD Construction



All Encore Motorhomes come with 10 Year Water Ingress & Body Integrity Warranty



- ✓ Improved Alde 24hr multi-programmable central and water heating system. Runs on gas, electric (up to 3.15kW) or both with easy-to-use LCD touchscreen control with night-time display setting. Now with automotive standard Glycol G13 antifreeze coolant
- ✓ Alde fan assisted heating in cab

More Technology Features

- ✓ Revolutionary ‘StrongLite’ high-strength aluminium one-piece sides in Champagne. Up to 40% stronger and 30% lighter
- ✓ 100L fresh water tank
- ✓ 100L waste water tank (60L waste in Encore 250)
- ✓ Ecocamel Orbit water-saving Halo showerhead
- ✓ Arabesque interior design with ActivCare PetFriendly upholstery with hi-performance, lightweight construction and wipe-clean, anti-snag fabric
- ✓ VIN CHIP theft deterrent and identification system
- ✓ Grade III Thermal Insulation for year-round use
- ✓ Aguti foldaway travel seats (Encore 250, 255 and 285), ISOFIX child-seat compatible



- ✓ Fiat Ducato 2.3L 140Bhp with Automatic option (140 or 160Bhp)
- ✓ Driver and Passenger airbags
- ✓ Spare wheel and tyre as standard
- ✓ Cruise Control
- ✓ Pleated windscreen and side cab window blinds
- ✓ Cab air conditioning with internal and external temperature display
- ✓ Bluetooth and USB
- ✓ Extra wide rear track, giving a sportier look and improved road handling
- ✓ Fully adjustable and co-ordinated swivel Captains seats with armrests



ActivCare® Technology
Elddis Encore Arabesque fabric benefits from ActivCare. Premium quality stain free technology. Fabric is PetFriendly too, meaning it is both snag-proof and hypoallergenic.

STANDARD ARABESQUE INTERIOR WITH ACTIVCARE AND PETFRIENDLY UPHOLSTERY



OPTIONAL LEATHER UPHOLSTERY



OPTIONAL: HYPNOS MATTRESS UPGRADE AVAILABLE ON 250, 255 AND 285 MODELS



OPTIONAL: CO-ORDINATED BEDDING SET AVAILABLE



Choose from 4 exceptional Encore models – all available from your nearest approved Eddis motorhome retailer.



Detailed 360 Tours of every model online now www.eddis.co.uk



Find your perfect Encore motorhome and **Get The Best Deal** at www.eddis.co.uk

☆ 250

🛏 4 Berth



The Encore 250 boasts an extending island bed, flanked by capacious wardrobes, creating a bright and comfortable living space.

The front lounge converts into a further double bed, with foldaway Aguti travel seats beneath the bench seating – the perfect option for up to four!

☆ 255

🛏 4 Berth



A traditional fixed 'French-bed' layout, the Encore 255 accommodates four, with ease.

The front lounge converts into a further double bed with foldaway seating concealed neatly beneath – so even if used as a couple's motorhome, there's always the option of taking family or friends too!

275

🛏 2 Berth



A luxurious 2 berth, the Encore 275 has the largest of lounges.

At night, use the sumptuous parallel bench seating as two single beds or convert into a large double. The Encore 275 boasts the largest of bathrooms and a beautiful L-shaped kitchen.

☆ 285

🛏 4 Berth



The Encore 285 boasts fixed single beds and a large full-width rear bathroom.

The front lounge converts to a double bed, with foldaway travel seats neatly hidden beneath. Another great choice for couples with the flexibility to accommodate friends!



These models feature foldaway travel seats concealed within the bench-style seating, with fully-homologated seatbelts and ISOFIX, giving you flexibility and ensuring passenger safety on the road

Explore the world. Feel the thrills. Share the joy.

For all the latest Elddis news, views, videos, reviews and holiday inspiration follow us on Social Media:



@_Elddis_



@ElddisCompassBuccaneerXplore



@elddis_compass_buccaneerxplore





TECHNOLOGY PARTNERS



The most advanced technology used in motorhome and campervan engineering.



Strong

SoLiD Construction means our motorhomes & campervans offer industry leading integrity & rigidity.



Light

Fully bonded construction enables lighter vehicles which improves fuel consumption.



Dry

Waterproof joints and 95% fewer exterior screws create an impenetrable water barrier.

The first and only fully-bonded construction system for motorhomes and campervans. SoLiD Construction uses a chemical bonding process which is used in Formula 1, aircraft and marine construction.

Find out more by visiting www.elddis.co.uk/about



Elddis

10

10 YEAR WATER INGRESS & BODY INTEGRITY WARRANTY

Our Suppliers



Every one of our leisure vehicles proudly carries the NCC approved badge of quality. Elddis, Compass, Xplore and Buccaneer are trademarks of Erwin Hymer Group UK Ltd. Company Registration No. 02433663 England & Wales.

This brochure does not constitute an offer by Erwin Hymer Group UK Ltd. Erwin Hymer Group UK Ltd reserves the right to, and does alter from time to time, technical specifications, prices and model ranges as materials, model improvements and conditions require, and can accept no responsibility for discrepancies between these and subsequent models shown. This brochure is for guidance purposes only. Please be sure to check our full current and technical specifications with your retailer before placing your order. Please note that Approved Retailers are not the agents of Erwin Hymer Group UK Ltd. Accordingly they have no authority to bind Erwin Hymer Group UK Ltd or to make any representation or undertaking whatsoever on behalf of Erwin Hymer Group UK Ltd. Props shown in this brochure are for photographic purposes only and are not included in the specification. Bed covers and additional scatter cushions shown are for demonstration purposes only, similar co-ordinating sets are available to purchase from your Erwin Hymer Group UK Ltd retailer. Elddis, Compass, Xplore and Buccaneer products are covered against water ingress damage for 10 years from the original date of purchase of a new product. This applies to water ingress through any permanently sealed seam joints. If you purchase this vehicle as a used vehicle it may be possible to transfer the unexpired term of the warranty cover (up to a maximum of six years commencing at the original date of purchase from new). Full Terms and Conditions, including service intervals and exclusions can be found on the Elddis website www.elddis.co.uk or by telephoning Erwin Hymer Group UK Ltd Customer Care Team.



This isn't the end...
it's the beginning of a
brand new adventure!

Choose Elddis and you join a growing community of motorhome and campervan friends. Join in and share your news, views and tips on one (or all!) of our Social Media channels.

#FunStartsHere



@_Elddis_



@ElddisCompassBuccaneerXplore



@elddis_compass_buccaneerxplore



10 / TEN YEAR WATER INGRESS &
BODY INTEGRITY WARRANTY